



This page is intentionally blank.



Texas Education Agency
2022-23 STAAR Performance (TAPR)
SUNSET VALLEY EL (227901158) - AUSTIN ISD - TRAVIS COUNTY

School
Year

State

District

Campus

African
American

Hispanic

White

American
Indian

Asian

Pacific
Islander


Texas Education Agency
2022-23 Progress (TAPR)
SUNSET VALLEY EL (227901158) - AUSTIN ISD - TRAVIS COUNTY

	School Year	State	District	Campus	African American	Hispanic	White	American Indian	Asian	Pacific Islander	Two or More Races	Special Ed (Current)	Special Ed (Former)	Continuously Enrolled	Non-Continuously Enrolled	Econ Disadv	EB/EL (Current & Monitored)
School Progress - Annual Growth by Grade and Subject																	
Grade 4 ELA/Reading	2023	55%	60%	69%	*	65%	64%	-	*	-	*	54%	-	68%	*	57%	54%
Grade 4 Mathematics	2023	63%	64%	73%	*	65%	79%	-	*	-	*	57%	-	74%	*	54%	63%
Grade 5 ELA/Reading	2023	65%	67%	78%	-	72%	84%	-	-	-	*	54%	-	78%	*	59%	72%
Grade 5 Mathematics	2023	71%	72%	80%	-	79%	84%	-	-	-	*	88%	-	79%	*	75%	69%
All Grades Both Subjects	2023	64%	64%	75%	88%	70%	78%	-	83%	-	88%	63%	-	75%	83%	62%	65%
All Grades ELA/Reading	2023	63%	63%	74%	*	69%	74%	-	*	-	*	54%	-	73%	*	58%	64%
All Grades Mathematics	2023	66%	64%	76%	*	72%	81%	-	*	-	*	71%	-	77%	*	65%	66%
School Progress - Accelerated Learning by Grade and Subject																	
Grade 4 ELA/Reading	2023	33%	29%	38%	-	43%	*	-	-	-	-	29%	-	38%	-	20%	20%
Grade 4 Mathematics	2023	27%	26%	11%	*	0%	*	-	-	-	-	13%	-	11%	-	0%	0%
Grade 5 ELA/Reading	2023	37%	32%	17%	-	17%	-	-	-	-	-	0%	-	17%	-	17%	20%
Grade 5 Mathematics	2023	48%	43%	67%	-	75%	*	-	-	-	-	67%	-	67%	-	75%	67%
All Grades Both Subjects	2023	38%	31%	37%	*	37%	43%	-	-	-	-	31%	-	37%	-	33%	29%
All Grades ELA/Reading	2023	35%	28%	29%	-	31%	*	-	-	-	-	17%	-	29%	-	18%	20%
All Grades Mathematics	2023	40%	34%	43%	*	43%	50%	-	-	-	-	41%	-	43%	-	46%	36%

* Indicates results are masked due to small numbers to protect student confidentiality.
- Indicates there are no students in the group.

Texas Education Agency
 2022-23 Bilingual Education/English as a Second Language (Current EB Students/EL) (TAPR)
 SUNSET VALLEY EL (227901158) - AUSTIN ISD - TRAVIS COUNTY

School Year	State	District	Campus	Total Bilingual Education	BE-Trans Early Exit	BE-Trans Late Exit	BE-Dual Two-Way	BE-Dual One-Way	ALP Bilingual (Exception)	Total ESL	ESL Content-Based	ESL Pull-Out	ALP ESL (Waiver)	EB/EL with Parental Denial	Neverntal
-------------	-------	----------	--------	---------------------------	---------------------	--------------------	-----------------	-----------------	---------------------------	-----------	-------------------	--------------	------------------	----------------------------	-----------



Texas Education Agency
 2022-23 Bilingual Education/English as a Second Language (Current EB Students/EL) (TAPR)
 SUNSET VALLEY EL (227901158) - AUSTIN ISD - TRAVIS COUNTY

	School Year	State	District	Campus	Total Bilingual Education	BE-Trans Early Exit	BE-Trans Late Exit	BE-Dual Two-Way	BE-Dual One-Way	ALP Bilingual (Exception)	Total ESL	ESL Content-Based	ESL Pull-Out	ALP ESL (Waiver)	EB/EL with Parental Denial	Never EB/EL	Total EB/EL (Current)	Monitored & Former EB/EL
All Grades ELA/Reading	2023	35%	28%	29%	20%	-	-	20%	-	20%	-	-	-	-	-	*	20%	-
All Grades Mathematics	2023	40%	34%	43%	36%	-	-	0%	-	67%	-	-	-	-	-	50%	36%	-

* Indicates results are masked due to small numbers to protect student confidentiality.
 - Indicates there are no students in the group.
 Blank cell indicates there are no data available in the group.



Texas Education Agency
 2022-23 STAAR Participation (TAPR)
 SUNSET VALLEY EL (227901158) - AUSTIN ISD - TRAVIS COUNTY

	State	District	Campus	African American	Hispanic	White	American Indian	Asian	Pacific Islander	Two or More Races	Special Ed (Current)	Special Ed (Former)	Continuously Enrolled	9	10	11	12	646.7	486.28

More

Texas Education Agency
 2022-23 Graduation Profile (TAPR)
 SUNSET VALLEY EL (227901158) - AUSTIN ISD - TRAVIS COUNTY

	Campus Count	Campus Percent	District Count	State Count
Graduatesf(2021-22 Annual Graduates)				
Total Graduates	-	-	4,605	368,686
By Ethnicity:				
African American	-	-	306	45,227
Hispanic	-	-	2,336	191,125
White	-	-	1,567	103,171
American Indian	-	-	7	1,159
Asian	-	-		

1,159



There is no data for this campus.

Texas Education Agency
2022-23 CCMR-Related Indicators (TAPR)
SUNSET VALLEY EL (227901158) - AUSTIN ISD - TRAVIS COUNTY

There is no data for this campus.

Texas Education Agency
2022-23 Other Postsecondary Indicators (TAPR)
SUNSET VALLEY EL (227901158) - AUSTIN ISD - TRAVIS COUNTY

There is no data for this campus.

Texas Education Agency
2022-23 Student Information (TAPR)
SUNSET VALLEY EL (227901158) - AUSTIN ISD - TRAVIS COUNTY

	Membership				Enrollment			

