

2022-23 Texas Academic Performance Report (TAPR)




District Name: AUSTIN ISD

Campus Name: GOVALLE EL

Campus Number: 227901116

This page is intentionally blank.

Texas Education Agency
2022-23 STAAR Performance (TAPR)
GOVALLE EL (227901116) - AUSTIN ISD - TRAVIS COUNTY




Texas Education Agency
2022-23 STAAR Performance (TAPR)
GOVALLE EL (227901116) - AUSTIN ISD - TRAVIS COUNTY

School Year	State	District	Campus	African American															
-------------	-------	----------	--------	------------------	--	--	--	--	--	--	--	--	--	--	--	--	--	--	--

Texas Education Agency
2022-23 STAAR Performance (TAPR)
GOVALLE EL (227901116) - AUSTIN ISD - TRAVIS COUNTY

School Year	State	District																		
----------------	-------	----------	--	--	--	--	--	--	--	--	--	--	--	--	--	--	--	--	--	--





Texas Education Agency
 2022-23 Bilingual Education/English as a Second Language (Current EB Students/EL) (TAPR)
 GOVALLE EL (227901116) - AUSTIN ISD - TRAVIS COUNTY

	School Year	State	District	Campus	Total Bilingual Education	BE-Trans Early Exit	BE-Trans Late Exit	BE-Dual Two-Way	BE-Dual One-Way	ALP Bilingual (Exception)	Total ESL	ESL Content-Based	ESL Pull-Out	ALP ESL (Waiver)	EB/EL with Parental Denial	Never EB/EL	Total EB/EL (Current)	Monitored & Former EB/EL
All Grades ELA/Reading	2023	35%	28%	32%	48%	-	-	48%	-	-	40%	40%	-	-	-	20%	46%	-
All Grades Mathematics	2023	40%	34%	28%	46%	-	-	46%	-	-	43%	43%	-	*	-	15%	45%	-

* Indicates results are masked due to small numbers to protect student confidentiality.
 - Indicates there are no students in the group.
 Blank cell indicates there are no data available in the group.

State

Texas Education Agency
 2022-23 STAAR Participation (TAPR)
 GOVALLE EL (227901116) - AUSTIN ISD - TRAVIS COUNTY

	State	District	Campus	African American	Hispanic	White	American Indian	Asian	Pacific Islander	Two or More Races	Special Ed (Current)	Special Ed (Former)	Continuously Enrolled	Non-Continuously Enrolled	Econ Disadv	EB EL (Current & Monitored)
Not Included in Accountability: Other Exclusions	1%	1%	0%	*	0%	*	-	-	-	*	0%	*	0%	0%	0%	0%
Not Tested	2%	4%	2%	*	0%	*	-	-	-	*	0%	*	0%	8%	2%	0%
Absent	1%	4%	2%	*	0%	*	-	-	-	*	0%	*	0%	8%	2%	0%
Other	0%	0%	0%	*	0%	*	-	-	-	*	0%	*	0%	0%	0%	0%

* Indicates results are masked due to small numbers to protect student confidentiality.
 - Indicates there are no students in the group.



Texas Education Agency
 2022-23 Graduation Profile (TAPR)
 GOVALLE EL (227901116) - AUSTIN ISD - TRAVIS COUNTY

	Campus Count	Campus Percent	District Count	State Count
Graduatesf(2021-22 Annual Graduates)				
Total Graduates	-	-	4,605	368,686
By Ethnicity:				
African American	-	-	306	45,227
Hispanic	-	-	2,336	191,125
White	-	-	1,567	103,171
American Indian	-	-	7	1,159
Asian	-	-	228	18,794
Pacific Islander	-	-	5	569
Two or More Races	-	-	156	8,641
By Graduation Type:				
Minimum H.S. Program	-	-	1	433
Recommended H.S. Program/Distinguished Achievement Program	-	-	1	134
Foundation H.S. Program (No Endorsement)	-	-		



There is no data for this campus.

There is no data for this campus.

Texas Education Agency
2022-23 Student Information (TAPR)
GOVALLE EL (227901116) - AUSTIN ISD - TRAVIS COUNTY

--Non-Special Education Rates--						

Texas Education Agency
2022-23 Staff Information (TAPR)
GOVALLE EL (227901116) - AUSTIN ISD - TRAVIS COUNTY

- Indicates there is no data for the item.
- * Indicates results are masked due to small numbers.
- ** When only one student disability or assessment group is masked, then the second smallest student disability or assessment group is masked regardless of size.
- n/a Indicates data reporting is not applicable for this group.
- ? Indicates that the data for this item were statistically improbable or were reported outside a reasonable range.

Link to: [PEIMS Financial Standard Reports 2021-22 Financial Actual Report](#)

(To open link in a new window, press the "Ctrl" key and click on the link.)