

2022-23 Texas Academic Performance Report (TAPR)

District Name: AUSTIN ISD


Campus Name: EASTSIDE EARLY COLLEGE H S

Campus Number: 227901019

This page is intentionally blank.

Texas Education Agency
2022-23 STAAR Performance (TAPR)
EASTSIDE EARLY COLLEGE H S (227901019) - AUSTIN ISD - TRAVIS COUNTY

	School Year	State	District	Campus	African American	Hispanic	White	American Indian	Asian	Pacific Islander	Two or More Races	Special Ed (Current)	Special Ed (Former)	Continuously Enrolled	Non-Continuously Enrolled	Econ Disadv	EB & EL (Current)
--	-------------	-------	----------	--------	------------------	----------	-------	-----------------	-------	------------------	-------------------	----------------------	---------------------	-----------------------	---------------------------	-------------	-------------------



Texas Education Agency
 2022-23 STAAR Performance (TAPR)
 EASTSIDE EARLY COLLEGE H S (227901019) - AUSTIN ISD - TRAVIS COUNTY

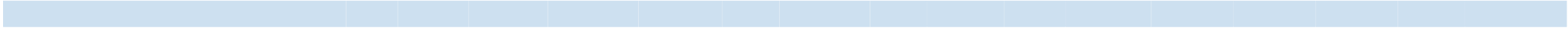

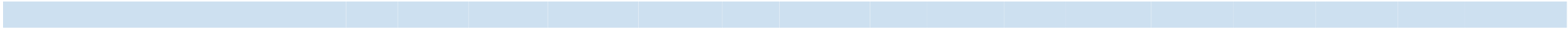
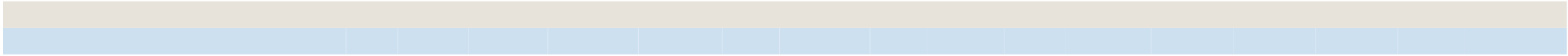
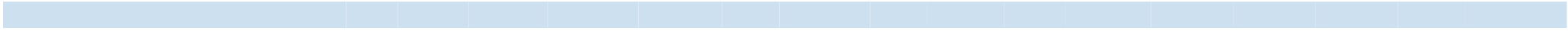
	School Year	State	District	Campus	African American	Hispanic	White	American Indian	Asian	Pacific Islander	Two or More Races	Special Ed (Current)	Special Ed (Former)	Continuously Enrolled	Non-Continuously Enrolled	Economically Disadvantaged	EB & EL (Current & Monitored)
At Approaches Grade Level or Above	2023	94%	95%	81%	78%	81%	86%	-	-	-	89%*	71%	-	82%	79%	80%	74%
	2022	89%	89%	69%	86%	66%	*	-	-	-	89%	71%	-	82%	79%	80%	74%



Texas Education Agency
 2022-23 STAAR Participation (TAPR)
 EASTSIDE EARLY COLLEGE H S (227901019) - AUSTIN ISD - TRAVIS COUNTY

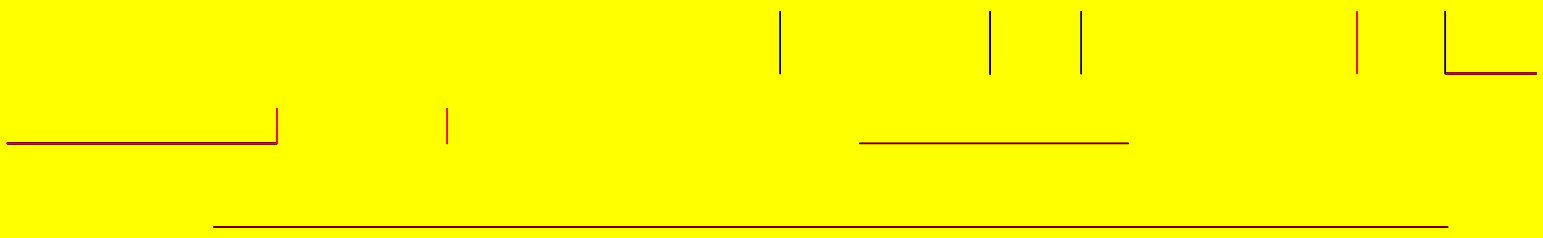
	State	District	Campus	African American	Hispanic	White		Asian	Pacific Islander	Two or More Races	Special Ed (Current)	Special Ed (Former)	Continuously Enrolled	Non-Continuously Enrolled	Enrolled 90 d	1 J	1 j	1 d

Texas Education Agency
2022-23 STAAR Participation (TAPR)



98.4%

98.4%



Texas Education Agency
2022-23 Graduation Profile (TAPR)
EASTSIDE EARLY COLLEGE H S (227901019) - AUSTIN ISD - TRAVIS COUNTY


	Campus Count	Campus Percent	District Count	State Count

Texas Education Agency
 2022-23 College, Career, and Military Readiness (CCMR) (TAPR) 2.6%
 EASTSIDE EARLY COLLEGE H S (227901019) - AUSTIN ISD - TRAVIS COUNTY -course

Academic Year	State	District	Campus	African American	Hispanic	White	American Indian	Asian	Pacific Islander	Two or More Races	Special Ed	Econ Disadv	EB/EL
College, Career, and Military Ready Graduates (Student Achievement)													
College, Career, or Military Ready (Annual Graduates)													
2021-22	70.0%	77.1%	54.0%	33.3%	57.1%	*	-	*	-	*	75.0%	54.1%	34.8%
2020-21	65.2%	80.4%	68.3%	54.5%	71.7%	62.5%	-	*	-	-	90.0%	69.8%	60.7%
College Ready Graduates													
College Ready (Annual Graduates)													
2021-22	52.9%	71.1%	43.7%	20.0%	46.0%	*	-	*	-	*	8.3%	41.9%	21.7%
2020-21	52.7%	74.0%	61.0%	45.5%	65.0%	62.5%	-	*	-	-	30.0%	60.3%	57.1%
TSI Criteria Graduates in English Language Arts (Annual Graduates)													
2021-22	57.1%	77.6%	89.7%	93.3%	87.3%	*	-	*	-	*	83.3%	91.9%	82.6%
2020-21	56.1%	80.4%	91.5%	90.9%	93.3%	87.5%	-	*	-	-	80.0%	90.5%	89.3%
TSI Criteria Graduates in Mathematics (Annual Graduates)													
2021-22	48.2%	68.6%	33.3%	20.0%	33.3%	*	-	*	-	*	8.3%	31.1%	8.7%
2020-21	45.7%	73.0%	58.5%	54.5%	60.0%	62.5%	-	*	-	-	30.0%	57.1%	50.0%
TSI Criteria Graduates in Both Subjects (Annual Graduates)													
2021-22	42.2%	63.8%	31.0%	20.0%	30.2%	*	-	*	-	*	8.3%	29.7%	8.7%
2020-21	40.4%	68.0%	57.3%	45.5%	60.0%	62.5%	-	*	-	-	30.0%	55.6%	50.0%
AP / IB Met Criteria in Any Subject (Annual Graduates)													
2021-22	20.5%	32.6%	10.3%	0.0%	12.7%	*	-	*	-	*	0.0%	12.2%	17.4%
2020-21	21.3%	33.4%	8.5%	0.0%	11.7%	0.0%	-	*	-	-	0.0%	9.5%	14.3%
Associate Degree (Annual Graduates)													
2021-22	2.4%	0.5%	0.0%	0.0%	0.0%	*	-	*	-	*	0.0%	0.0%	0.0%
2020-21	2.6%	2.6%	2.9%	5.2%	10.0%	39.0%	0.0%	4.4%	1.4%	1.1%	0.0%	0.8%	0.0%
Dual Course Credits in Any Dual Course													



Texas Education Agency
2022-23 CCMR-Related Indicators (TAPR)



Texas Education Agency
2022-23 Student Information (TAPR)
EASTSIDE EARLY COLLEGE H S (227901019) - AUSTIN ISD - TRAVIS COUNTY

Student Information	Membership				Enrollment			
	Campus		District	State	Campus		District	State
	Count	Percent			Count	Percent		
Total Students	699	100.0%	73,198	5,504,150	699	100.0%	73,384	5,518,432
Students by Grade:								
Early Childhood Education	0	0.0%	0.3%	0.3%	0	0.0%	0.3%	0.5%
Pre-Kindergarten	0	0.0%	5.6%	4.4%	0	0.0%	5.7%	4.4%
Pre-Kindergarten: 3-year Old	0	0.0%	1.3%	0.7%	0	0.0%	1.4%	0.7%
Pre-Kindergarten: 4-year Old	0	0.0%	4.3%	3.7%	0	0.0%	4.4%	3.7%
Kindergarten	0	0.0%	7.2%	6.7%	0	0.0%	7.2%	6.7%
Grade 1	0	0.0%	7.7%	7.2%	0	0.0%	7.7%	7.2%
Grade 2	0	0.0%	7.8%	7.2%	0	0.0%	7.8%	7.2%
Grade 3	0	0.0%	7.4%	7.2%	0	0.0%	7.4%	7.1%
Grade 4	0	0.0%	7.3%	7.2%	0	0.0%	7.2%	7.1%
Grade 5	0	0.0%	7.2%	7.2%	0	0.0%	7.1%	7.2%
Grade 6	0	0.0%	6.8%	7.3%	0	0.0%	6.8%	7.2%
Grade 7	0	0.0%	6.7%	7.4%	0	0.0%	6.7%	7.4%
Grade 8	0	0.0%	7.0%	7.7%	0	0.0%	6.9%	7.7%
Grade 9	189	27.0%	7.9%	8.7%	189	27.0%	7.9%	8.7%
Grade 10	202	28.9%	7.8%	7.9%	202	28.9%	7.8%	7.9%
Grade 11	166	23.7%	6.9%	7.0%	166	23.7%	6.9%	7.0%
Grade 12	142	20.3%	6.5%	6.6%	142	20.3%	6.5%	6.6%
Ethnic Distribution:								
African American	108	15.5%	6.1%	12.8%	108	15.5%	6.1%	12.8%
Hispanic	563	80.5%	54.1%	53.0%	563	80.5%	54.0%	52.9%
White	17	2.4%	30.7%	25.6%	17	2.4%	30.8%	25.7%
American Indian	0	0.0%	0.2%	0.3%	0	0.0%	0.2%	0.3%
Asian	6	0.9%	4.9%	5.1%	6	0.9%	4.9%	5.1%
Pacific Islander	0	0.0%	0.1%	0.2%	0	0.0%	0.1%	0.2%
Two or More Races	5	0.7%	3.9%	3.0%	5	0.7%	3.9%	3.0%
Sex:								
Female	335	47.9%	48.9%	48.8%	335	47.9%	48.9%	48.8%
Male	364	52.1%	51.1%	51.2%	364	52.1%	51.1%	51.2%
Economically Disadvantaged								
Economically Disadvantaged	566	81.0%	51.5%	62.1%	566	81.0%	51.5%	62.0%
Non-Educationally Disadvantaged								
Non-Educationally Disadvantaged	133	19.0%	48.5%	37.9%	133	19.0%	48.5%	38.0%
Section 504 Students								
Section 504 Students	55	7.9%	10.0%	7.4%	55	7.9%	10.0%	7.4%
EB Students/EL								
EB Students/EL	289	41.3%	30.5%	23.1%	289	41.3%	30.5%	23.0%
Students w/ Disciplinary Placements (2021-22)								
Students w/ Disciplinary Placements (2021-22)	32	4.4%	1.1%	1.5%				

Texas Education Agency
 2022-23 Student Information (TAPR)
 EASTSIDE EARLY COLLEGE H S (227901019) - AUSTIN ISD - TRAVIS COUNTY

Student Information	--Non-Special Education Rates--			---Special Education Rates---		
	Campus	District	State	Campus	District	State
Retention Rates by Grade:						
Kindergarten	-	0.7%	1.5%			

Texas Education Agency
2022-23 Staff Information (TAPR)
EASTSIDE EARLY COLLEGE H S (227901019) - AUSTIN ISD - TRAVIS COUNTY

- Indicates there is no data for the item.
- * Indicates results are masked due to small numbers.
- ** When only one student disability or assessment group is masked, then the second smallest student disability or assessment group is masked regardless of size.
- n/a Indicates data reporting is not applicable for this group.
- ? Indicates that the data for this item were statistically improbable or were reported outside a reasonable range.

Link to: [PEIMS Financial Standard Reports 2021-22 Financial Actual Report](#)

(To open link in a new window, press the "Ctrl" key and click on the link.)