

# 2021-22 Texas Academic Performance Report (TAPR)

District Name: AUSTIN ISD

Campus Name: BRENTWOOD EL

Campus Number: 227901107

2022 Accountability Rating: A

Distinction Designations:

Academic Achievement in Mathematics

Postsecondary Readiness

This page is intentionally blank.





Texas Education Agency  
 2021-22 STAAR Performance (TAPR)  
 BRENTWOOD EL (227901107) - AUSTIN ISD - TRAVIS COUNTY

	School Year	State	District	Campus	African American	Hispanic	White	American Indian	Asian	Pacific Islander	Two or More Races	Special Ed (Current)	Special Ed (Former)	Continuously Enrolled	Non-Continuously Enrolled	Econ Disadv	EB fEL (Current & Monitored)
At Meets Grade Level or Above	2022	53%	57%	82%	80%	55%	92%	-	*	-	92%	54%	100%	83%	78%	47%	50%
	2021	45%	47%	77%	79%	86%	-	-	*	-	80%	56%	86%	79%	60%	55%	31%
At Masters Grade Level	2022	25%	31%	57%	22%	31%	67%	-	*	-	83%	21%	57%	58%	53%	23%	33%
	2021	18%	22%	55%	22%	31%	67%	-	*	-	40%	24%	57%	58%	30%	32%	8%
All Grades Mathematics																	
At Approaches Grade Level or Above	2022	72%	70%	88%	75%	95%	-	-	*	-	100%	62%	86%	89%	84%	63%	67%
	2021	66%															

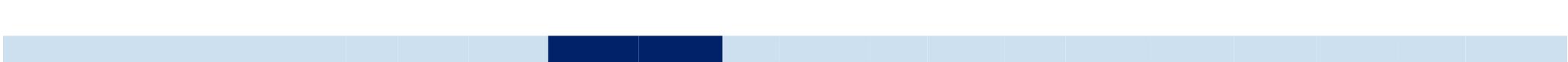



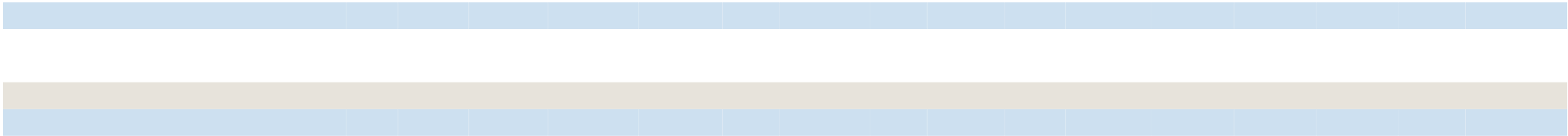






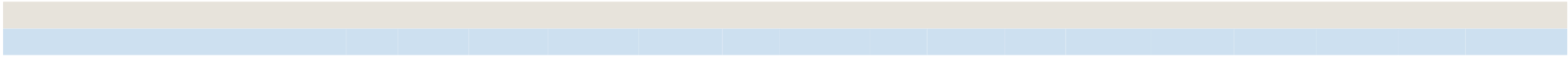
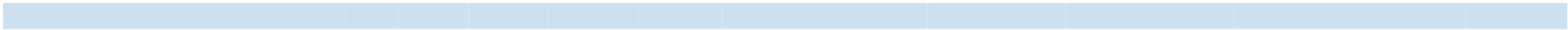
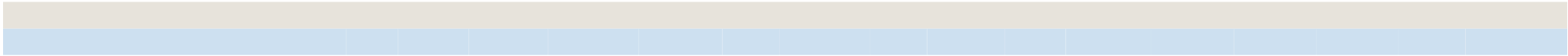

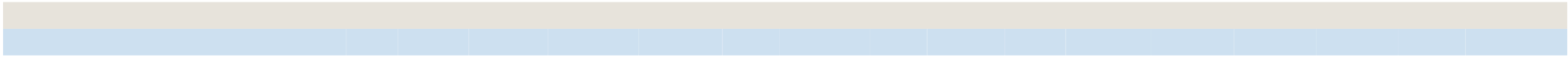














Texas Education Agency  
 2021-22 STAAR Participation (TAPR)  
 BRENTWOOD EL (227901107) - AUSTIN ISD - TRAVIS COUNTY

	State	District	Campus	African American	Hispanic	White	American Indian	Asian	Pacific Islander	Two or More Races	Special Ed (Current)	Special Ed (Former)	Continuously Enrolled	Non-Continuously Enrolled	Econ Disadv	EB fEL (Current & Monitored)
Not Included in Accountability: Other Exclusions	0%	0%	0%	*	0%	0%	-	*	-	-	0%	0%	0%	0%	0%	0%
Not Tested	13%	42%	33%	*	33%	33%	-	*	-	-	38%	33%	36%	10%	38%	50%
Absent	2%	3%	0%	*	0%	0%	-	*	-	-	0%	0%	0%	0%	0%	0%
Other	10%	38%	33%	*	33%	33%	-	*	-	-	38%	33%	36%	10%	38%	50%

\* Indicates results are masked due to small numbers to protect student confidentiality.

- Indicates there are no students in the group.







Graduates(2020-21)

Et2370.8427Tj ET 0.808 0.855 0.894 rg 0.808 0.855 0.894 RG 0.2370.840 d 1 J 1 j D d 0 J 0 j 173.08 434.16 272.73 0.282370.840 0 d 1 J 1 j D

000025238

D drg 0 0 Tf

By







Texas Education Agency  
2021-22 Other Postsecondary Indicators (TAPR)  
BRENTWOOD EL (227901107) - AUSTIN ISD - TRAVIS COUNTY

There is no data for this campus.



Texas Education Agency  
 2021-22 Student Information (TAPR)  
 BRENTWOOD EL (227901107) - AUSTIN ISD - TRAVIS COUNTY

Student Information	Membership				Enrollment			
	Campus		District	State	Campus		District	State
	Count	Percent			Count	Percent		
Students w/ Disciplinary Placements (2020-21)	0	0.0%	0.1%	0.6%				
Students w/ Dyslexia	29	5.5%	7.6%	5.0%	31	5.6%	7.6%	5.0%
Foster Care	0	0.0%	0.1%	0.3%	0	0.0%	0.1%	0.3%
Homeless	1	0.2%	1.1%	1.1%	1	0.2%	1.1%	1.1%
Immigrant	12	2.3%	5.7%	2.0%	12	2.2%	5.6%	2.0%
Migrant	0	0.0%	0.0%	0.3%	0	0.0%	0.0%	0.3%
Title I	1	0.2%	42.4%	64.3%	1	0.2%	42.6%	64.3%
Military Connected	3	0.6%	0.3%	3.3%	3	0.5%	0.2%	3.3%
At-Risk	91	17.4%	51.1%	53.5%	95	17.2%	50.8%	53.5%
Students by Instructional Program:								
Bilingual/ESL Education	27	5.2%	32.5%	21.9%	30	5.4%	32.6%	21.8%
Gifted and Talented Education	65	12.4%	12.4%	8.0%	70	12.7%	12.4%	8.0%
Special Education	71	13.5%	13.1%	11.6%	74	13.4%		

Texas Education Agency  
2021-22 Student Information (TAPR)  
BRENTWOOD EL (227901107) - AUSTIN ISD - TRAVIS COUNTY

Student Information	--Non-Special Education Rates--			---Special Education Rates---		
	Campus	District	State	Campus	District	State
Retention Rates by Grade:						
Kindergarten	1.8%	0.7%	1.9%	0.0%	2.6%	5.2%
Grade 1	0.0%	0.7%	2.9%	10.0%	1.3%	4.2%
Grade 2	0.0%	0.5%	1.7%	12.5%	1.6%	2.2%
Grade 3	0.0%	0.5%	1.0%	0.0%	0.3%	1.0%
Grade 4	0.0%	0.1%	0.7%	0.0%	0.5%	0.7%
Grade 5	0.0%	0.1%	0.5%	0.0%	0.9%	0.7%
Grade 6	-	0.2%	0.6%	-	0.4%	0.6%
Grade 7	-	0.2%	0.7%	-	0.2%	0.7%
Grade 8	-	0.2%	0.6%	-	0.4%	0.8%
Grade 9	-	5.4%	10.5%	-	7.1%	14.1%

Class Size Averages by Grade and Subject  
(Derived from teacher responsibility records):

Class Size Information	Campus	District	State
Elementary:			
Kindergarten	17.5	17.5	18.7
Grade 1	8.2	16.9	18.7
Grade 2	16.1	15.7	18.6
Grade 3	16.6	15.1	18.7
Grade 4	4.7	15.7	18.8
Grade 5	20.7	18.0	20.2
Grade 6	-	17.7	19.2
Secondary:			
English/Language Arts	-	15.9	16.3
Foreign Languages	-	18.0	18.4
Mathematics	-	17.5	17.5
Science	-	19.3	18.5
Social Studies	-	18.7	19.1

--	--	--	--	--





Texas Education Agency  
 2021-22 Staff Information (TAPR)  
 BRENTWOOD EL (227901107) - AUSTIN ISD - TRAVIS COUNTY

Program Information	----- Campus -----		District	State
	Count	Percent		
Special Education	7.1	19.0%	16.6%	9.6%
Other	0.0	0.0%	8.5%	3.5%

- Indicates there are no students in the group.
- \* Indicates results are masked due to small numbers to protect student confidentiality.
- \*\* When only one student disability or assessment group is masked, then the second smallest student disability or assessment group is masked regardless of size.
- n/a Indicates data reporting is not applicable for this group.
- ? Indicates that the data for this item were statistically improbable or were reported outside a reasonable range.

Link to: