

## 2020-21 Texas Academic Performance Report (TAPR)

District Name: AUSTIN ISD

Campus Name: JORDAN EL

Campus Number: 227901178

2021 Accountability Rating: Not Rated: Declared State of Disaster

This page is intentionally blank.







Texas Education Agency  
2020-21 STAAR Performance (TAPR)  
JORDAN EL (227901178) - AUSTIN ISD - TRAVIS COUNTY

Due to the cancellation of spring 2020 STAAR, 2021 and 2019 STAAR data are shown.

- \* Indicates results are masked due to small numbers to protect student confidentiality.
- Indicates there are no students in the group.
- + Indicates that rates for reading and mathematics are based on the cumulative results from the first and second administrations of STAAR.

Texas Education Agency  
2018-19 Progress (TAPR)  
JORDAN EL (227901178) - AUSTIN ISD - TRAVIS COUNTY

Due to the cancellation of spring 2020 STAAR, 2019 and 2018 progress data are shown.

	School Year	State	District	Campus	African American	Hispanic	White	American Indian	Asian	Pacific Islander	Two or More Races	Special Ed (Current)	Special Ed (Former)	Continuously Enrolled	Non-Continuously Enrolled	Econ Disadv	EB/EL (Current & Monitored)		
School Progress Domain - Academic Growth Score by Grade and Subject																			
Grade 4 ELA/Reading	2019	61	63	55	55	56	*	-	-	-	-	50	*	41	81	56	52		
	2018	63	65	68	63	69	-	*	-	-	-	78	-	62	83	70	79		
Grade 4 Mathematics	2019	65	67	71	55	73	*	-	-	-	-	94	*	74	65	70	77		
	2018	65	64	76	50	79	-	*	-	-	-	77	*	74	89	76	78		
Grade 5 ELA/Reading	2019	81	82	77	95	73	-	*	-	-	-	56	*	82	61	78	70		
	2018	80	81	65	40	71	*	*	-	-	-	57	-	64	66	64	75		
Grade 5 Mathematics	2019	83	83	88	91	87	-	*	-	-	-	79	*	88	87	88	90		
	2018	81	82	88	95	86	*	*	-	-	*	89	*	87	90	89	89		
All Grades Both Subjects	2019	69	68	74	75	74	*	*	-	-	-	71	*	74	73	74	74		
	2018	69	70	76	64	78	*	*	-	-	*	78	*	74	82	76	81		
All Grades ELA/Reading	2019	68	68	67	76	65	*	*	-	-	-	53	*	65	72	68	61		
	2018	69	70	66	50	70	*	*	-	-	-	69	-	63	73	66	76		
All Grades Mathematics	2019	70	76	83	78	84	39	74	80	*	*	-	-	85	*	81	74	79	83

\* 66 re B\* d 1 All Grades Mathematics











Texas Education Agency  
2020-21 Attendance, Graduation, and Dropout Rates (TAPR)  
JORDAN EL (227901178) - AUSTIN ISD - TRAVIS COUNTY

	State	District	Campus	African American	Hispanic	White	American Indian	Asian	Pacific Islander	Two or More Races	Special Ed	Econ Disadv	EB/EL
Graduates, TxCHSE, and Continuers	93.9%	97.2%	-	-	-	-	-	-	-	-	-	-	-
Class of 2018													
Graduated	92.2%	95.8%	-	-	-	-	-	-	-	-	-	-	-
Received TxCHSE	0.6%	0.7%	-	-	-	-	-	-	-	-	-	-	-
Continued HS	1.1%	0.5%	-	-	-	-	-	-	-	-	-	-	-
Dropped Out	6.1%	3.0%	-	-	-	-	-	-	-	-	-	-	-
Graduates and TxCHSE	92.8%	96.5%	-	-	-	-	-	-	-	-	-	-	-
Graduates, TxCHSE, and Continuers	93.9%	97.0%	-	-	-	-	-	-	-	-	-	-	-
6-Year Extended Longitudinal Rate (Gr 9-12)													
Class of 2018													
Graduated	92.6%	96.1%	-	-	-	-	-	-	-	-	-	-	-
Received TxCHSE	0.7%	0.8%	-	-	-	-	-	-	-	-	-	-	-
Continued HS	0.6%	0.2%	-	-	-	-	-	-	-	-	-	-	-
Dropped Out	6.1%	2.9%	-	-	-	-	-	-	-	-	-	-	-
Graduates and TxCHSE	93.3%	96.9%	-	-	-	-	-	-	-	-	-	-	-
Graduates, TxCHSE, and Continuers	93.9%	97.1%	-	-	-	-	-	-	-	-	-	-	-
Class of 2017													
Graduated	92.4%	95.8%	-	-	-	-	-	-	-	-	-	-	-
Received TxCHSE	0.7%	0.6%	-	-	-	-	-	-	-	-	-	-	-
Continued HS	0.6%	0.1%	-	-	-	-	-	-	-	-	-	-	-
Dropped Out	6.3%	3.5%	-	-	-	-	-	-	-	-	-	-	-
Graduates and TxCHSE	93.2%	96.4%	-	-	-	-	-	-	-	-	-	-	-
Graduates, TxCHSE, and Continuers	93.7%	96.5%	-	-	-	-	-	-	-	-	-	-	-
4-Year Federal Graduation Rate Without Exclusions (Gr 9-12)													
Class of 2020	90.3%	92.8%	-	-	-	-	-	-	-	-	-	-	-
Class of 2019	90.0%	93.4%	-	-	-	-	-	-	-	-	-	-	-
RHSP/DAP Graduates (Longitudinal Rate)													
Class of 2020	83.0%	-	-	-	-	-	-	-	-	-	-	-	-
Class of 2019	73.3%	*	-	-	-	-	-	-	-	-	-	-	-
FHSP-E Graduates (Longitudinal Rate)													
Class of 2020	4.3%	2.6%	-	-	-	-	-	-	-	-	-	-	-
Class of 2019	4.2%	2.0%	-	-	-	-	-	-	-	-	-	-	-
FHSP-DLA Graduates (Longitudinal Rate)													



Texas Education Agency  
 2020-21 Graduation Profile (TAPR)  
 JORDAN EL (227901178) - AUSTIN ISD - TRAVIS COUNTY

	Campus Count	Campus Percent	District Count	State Count
Graduatesf(2019-20 Annual Graduates)				
Total Graduates				

There is no data for this campus.

Texas Education Agency  
2020-21 CCMR-Related Indicators (TAPR)  
JORDAN EL (227901178) - AUSTIN ISD - TRAVIS COUNTY

There is no data for this campus.







Texas Education Agency  
 2020-21 Student Information (TAPR)  
 JORDAN EL (227901178) - AUSTIN ISD - TRAVIS COUNTY

Student Information	Membership				Enrollment			
	Count	Percent	District	State	Count	Percent	District	State
Total Students	527	100.0%	74,725	5,359,040	527	100.0%	74,871	5,371,586
Students by Grade:								
Early Childhood Education	0	0.0%	0.2%	0.3%	0	0.0%	0.2%	0.4%
Pre-Kindergarten	64	12.1%	4.5%	3.7%	64	12.1%	4.5%	3.7%
Kindergarten	86	16.3%	7.6%	6.7%	86	16.3%	7.6%	6.7%
Grade 1	78	14.8%	7.7%	7.1%	78	14.8%	7.7%	7.1%
Grade 2	67	12.7%	7.6%	7.1%	67	12.7%	7.6%	7.1%
Grade 3	66	12.5%	7.5%	7.1%	66	12.5%	7.5%	7.1%
Grade 4	86	16.3%	7.4%	7.2%	86	16.3%	7.4%	7.2%
Grade 5	0	0.0%	7.3%	7.7%	0	0.0%	7.3%	7.7%
Grade 6	0	0.0%	7.3%	7.7%	0	0.0%	7.3%	7.7%
Grade 7	0	0.0%	7.2%	7.9%	0	0.0%	7.2%	7.8%
Grade 8	0	0.0%	7.3%	7.9%	0	0.0%	7.2%	7.9%
Grade 9	0	0.0%	7.7%	8.1%	0	0.0%	7.7%	8.1%
Grade 10	0	0.0%	7.5%	7.8%	0	0.0%	7.5%	7.8%
Grade 11	0	0.0%	6.6%	7.2%	0	0.0%	6.7%	7.2%
Grade 12	0	0.0%	6.6%	6.8%	0	0.0%	6.6%	6.8%


Texas Education Agency  
 2020-21 Student Information (TAPR)  
 JORDAN EL (227901178) - AUSTIN ISD - TRAVIS COUNTY

Student Information	Membership				Enrollment			
	Campus		District	State	Campus		District	State
	Count	Percent			Count	Percent		
Homeless	0	0.0%	0.8%	1.1%	0	0.0%	0.8%	1.1%
Immigrant	31	5.9%	6.4%	2.0%	31	5.9%	6.4%	2.0%
Migrant	0	0.0%	0.0%	0.3%	0	0.0%	0.0%	0.3%
Title I	527	100.0%	39.4%	64.5%	527	100.0%	39.4%	64.5%
Military Connected	3	0.6%	0.3%	2.7%	3	0.6%	0.3%	2.7%
At-Risk	374	71.0%	47.2%	49.2%	374	71.0%	47.2%	49.1%
Students by Instructional Program:								
Bilingual/ESL Education	314	59.6%	31.2%	21.0%	314	59.6%	31.2%	20.9%
Gifted and Talented Education	25	4.7%	12.3%					



Texas Education Agency  
 2020-21 Student Information (TAPR)  
 JORDAN EL (227901178) - AUSTIN ISD - TRAVIS COUNTY

Student Information	--Non-Special Education Rates--			---Special Education Rates---		
	Campus	District	State	Campus	District	State
Retention Rates by Grade:						
Kindergarten	1.4%	0.9%	1.4%	0.0%	2.2%	4.8%
Grade 1	1.5%	0.6%				



Texas Education Agency  
 2020-21 Staff Information (TAPR)  
 JORDAN EL (227901178) - AUSTIN ISD - TRAVIS COUNTY

Staff Information	----- Campus -----		District	State
	Count/Average	Percent		
Total Staff	58.6	100.0%	100.0%	100.0%
Professional Staff:	50.6	86.4%	64.7%	64.3%
Teachers	44.7	76.3%	50.3%	49.6%
Professional Support	2.9	4.9%	10.9%	10.6%
Campus Administration (School Leadership)	3.0	5.1%	3.0%	3.0%
Educational Aides:	8.0	13.6%	9.3%	10.6%
Librarians and Counselors (Headcount):				
Full-time Librarians	1.0	n/a	97.0	4,290.0
Part-time Librarians	0.0	n/a	12.0	582.0
Full-time Counselors	1.0	n/a	212.0	13,211.0
Part-time Counselors	0.0	n/a	11.0	1,126.0
Total Minority Staff:	44.3	75.6%	56.7%	51.5%
Teachers by Ethnicity:				
African American	7.1	15.9%	5.9%	11.1%
Hispanic	23.3	52.0%	33.4%	28.4%
White	13.3	29.8%	56.3%	56.9%
American Indian	1.0	2.2%	0.3%	0.3%
Asian	0.0	0.0%	2.6%	1.8%
Pacific Islander	0.0	0.0%	0.1%	0.2%
Two or More Races				

Texas Education Agency  
2020-21 Staff Information (TAPR)  
JORDAN EL (227901178) - AUSTIN ISD - TRAVIS COUNTY

	----- Campus -----

Texas Education Agency  
2020-21 Staff Information (TAPR)  
JORDAN EL (227901178) - AUSTIN ISD - TRAVIS COUNTY

- Indicates there are no students in the group.
- \* Indicates results are masked due to small numbers to protect student confidentiality.
- \*\* When only one student disability or assessment group is masked, then the second smallest student disability or assessment group is masked regardless of size.
- n/a Indicates data reporting is not applicable for this group.
- ? Indicates that the data for this item were statistically improbable or were reported outside a reasonable range.

Link to: [PEIMS Financial Standard Reports 2019-20 Financial Actual Report](#)  
(To open link in a new window, press the "Ctrl" key and click on the link.)