

2020-21 Texas Academic Performance Report (TAPR)

District Name: AUSTIN ISD

Campus Name: KOCUREK EL

Campus Number: 227901172

2021 Accountability Rating: Not Rated: Declared State of Disaster

This page is intentionally blank.

Texas Education Agency
2020-21 STAAR Performance (TAPR)
KOCUREK EL (227901172) - AUSTIN ISD - TRAVIS COUNTY

Due to the cancellation of spring 2020 STAAR, 2021 and 2019 STAAR data are shown.

- * Indicates results are masked due to small numbers to protect student confidentiality.
- Indicates there are no students in the group.
- + Indicates that rates for reading and mathematics are based on the cumulative results from the first and second administrations of STAAR.

Texas Education Agency
2018-19 Progress (TAPR)
KOCUREK EL (227901172) - AUSTIN ISD - TRAVIS COUNTY

Due to the cancellation of spring 2020 STAAR, 2019 and 2018 progress data are shown.





Texas Education Agency
2020-21 Bilingual Education/English as a Second Language (Current EB Students/EL) (TAPR)
KOCUREK EL (227901172) - AUSTIN ISD - TRAVIS COUNTY




Due to the cancellation of spring 2020 STAAR, 2021 and 2019 STAAR data are shown.

- * Indicates results are masked due to small numbers to protect student confidentiality.
- Indicates there are no students in the group.
- Blank cell indicates there are no data available in the group.

Texas Education Agency
 2020-21 STAAR Participation (TAPR)
 KOCUREK EL (227901172) - AUSTIN ISD - TRAVIS COUNTY





Due to the cancellation of spring 2020 STAAR, 2021 and 2019 STAAR data are shown.

	State	District	Campus	African American	Hispanic	White	American Indian	Asian	Pacific Islander	Two or More Races	Special Ed (Current)	Special Ed (Former)	Continuously Enrolled	Non-Continuously Enrolled	Econ Disadv	EB/EL (Current & Monitored)
2021 STAAR Participation (All Grades)																
All Tests																
Assessment Participant	88%	62%	58%	64%	60%	52%	-	77%	*	73%	56%	68%	60%	54%	61%	62%
Included in Accountability	83%	58%	55%	44%	58%	50%	-	77%	*	73%	53%	68%	58%	48%	56%	61%
Not Included in Accountability: Mobile	3%	2%	3%	20%	2%	2%	-	0%	*	0%	3%	0%	2%	6%	4%	0%
Not Included in Accountability: Other Exclusions	1%	2%	0%	0%	0%	0%	-	0%	*	0%	0%	0%	0%	0%	0%	1%
Not Tested	12%	38%	42%	36%	40%	48%	-	23%	*	27%	44%	32%	40%	46%	39%	38%
Absent	2%	3%	0%	0%	0%	0%	-	0%	*	0%	0%	0%	0%	0%	0%	0%
Other	10%	35%	42%	36%	40%	48%	-	23%	*	27%	44%	32%	40%	46%	39%	38%
2019 STAAR Participation (All Grades)																
All Tests																
Assessment Participant																



Texas Education Agency
 2020-21 Attendance, Graduation, and Dropout Rates (TAPR)
 KOCUREK EL (227901172) - AUSTIN ISD - TRAVIS COUNTY

	State	District	Campus	African American	Hispanic	White	American Indian	Asian	Pacific Islander	Two or More Races	Special		
--	-------	----------	--------	------------------	----------	-------	-----------------	-------	------------------	-------------------	---------	--	--



Texas Education Agency
 2020-21 Attendance, Graduation, and Dropout Rates (TAPR)
 KOCUREK EL (227901172) - AUSTIN ISD - TRAVIS COUNTY

	State	District	Campus	African American	Hispanic	White	American Indian	Asian	Pacific Islander	Two or More Races	Special Ed	Econ Disadv	EB/EL
Class of 2020	83.5%	91.2%	-	-	-	-	-	-	-	-	-	-	-
Class of 2019	83.5%	90.3%	-	-	-	-	-	-	-	-	-	-	-
RHSP/DAP/FHSP-E/FHSP-DLA Graduates (Longitudinal Rate)													

Texas Education Agency
 2020-21 Graduation Profile (TAPR)
 KOCUREK EL (227901172) - AUSTIN ISD - TRAVIS COUNTY

	Campus Count	Campus Percent	District Count	State Count
Graduatesf(2019-20 Annual Graduates)				
Total Graduates	-	-	4,530	360,220
By Ethnicity:				
African American	-	-	343	44,729
Hispanic	-	-	2,337	184,060
White	-	-	1,473	105,215
American Indian	-	-	6	1,226
Asian	-	-	241	17,126
Pacific Islander	-	-	4	557
Two or More Races	-	-	126	7,307
By Graduation Type:				
Minimum H.S. Program	-	-	35	1,512
Recommended H.S. Program/Distinguished Achievement Program	-	-	1	952
Foundation H.S. Program (No Endorsement)	-	-	353	49,535
Foundation H.S. Program (Endorsement)	-	-	125	15,689
Foundation H.S. Program (DLA)	-	-	4,016	292,532
Special Education Graduates				
Special Education Graduates	-	-	440	29,018
Economically Disadvantaged Graduates				
Economically Disadvantaged Graduates	-	-	1,836	187,187
Emergent Bilingual (EB)/English Learner (EL) Graduates				
Emergent Bilingual (EB)/English Learner (EL) Graduates	-	-	561	29,639
At-Risk Graduates				
At-Risk Graduates	-	-	1,588	148,836

There is no data for this campus.



Texas Education Agency
2020-21 CCMR-Related Indicators (TAPR)
KOCUREK EL (227901172) - AUSTIN ISD - TRAVIS COUNTY

There is no data for this campus.

Texas Education Agency
2020-21 Other Postsecondary Indicators (TAPR)

Texas Education Agency
2020-21 Student Information (TAPR)
KOCUREK EL (227901172) - AUSTIN ISD - TRAVIS COUNTY

	Membership		Enrollment	
	Campus		Campus	





Texas Education Agency
 2020-21 Student Information (TAPR)
 KOCUREK EL (227901172) - AUSTIN ISD - TRAVIS COUNTY

Student Information	--Non-Special Education Rates--			---Special Education Rates---		
	Campus	District	State	Campus	District	State

Texas Education Agency
 2020-21 Staff Information (TAPR)
 KOCUREK EL (227901172) - AUSTIN ISD - TRAVIS COUNTY

Staff Information	----- Campus -----		District	State
	Count/Average	Percent		
Total Staff	52.5	100.0%	100.0%	100.0%
Professional Staff:	43.5	82.8%	64.7%	64.3%
Teachers	39.5	75.2%	50.3%	49.6%
Professional Support	2.0	3.8%	10.9%	10.6%
Campus Administration (School Leadership)	2.0	3.8%	3.0%	3.0%
Educational Aides:	9.0	17.2%	9.3%	10.6%
Librarians and Counselors (Headcount):				
Full-time Librarians	1.0	n/a	97.0	4,290.0
Part-time Librarians	0.0	n/a	12.0	582.0
Full-time Counselors	1.0	n/a	212.0	13,211.0
Part-time Counselors	0.0	n/a	11.0	1,126.0
Total Minority Staff:	20.2	38.4%	56.7%	51.5%
Teachers by Ethnicity:				
African American	0.0	0.0%	5.9%	11.1%
Hispanic	12.2	30.8%	33.4%	28.4%
White	27.3	69.2%	56.3%	56.9%
American Indian	0.0	0.0%	0.3%	0.3%
[Redacted]	0.0	0.0%	2.6%	1.8%
[Redacted]	0.0	0.0%	0.1%	0.2%
[Redacted]	0.0	0.0%	1.3%	1.2%
[Redacted]	5.2	13.1%	25.6%	23.8%
Females	34.3	86.9%	74.4%	

74.4%

Texas Education Agency
2020-21 Staff Information (TAPR)
KOCUREK EL (227901172) - AUSTIN ISD - TRAVIS COUNTY

Texas Education Agency
2020-21 Staff Information (TAPR)
KOCUREK EL (227901172) - AUSTIN ISD - TRAVIS COUNTY

- Indicates there are no students in the group.
- * Indicates results are masked due to small numbers to protect student confidentiality.
- ** When only one student disability or assessment group is masked, then the second smallest student disability or assessment group is masked regardless of size.
- n/a Indicates data reporting is not applicable for this group.
- ? Indicates that the data for this item were statistically improbable or were reported outside a reasonable range.

Link to: [PEIMS Financial Standard Reports 2019-20 Financial Actual Report](#)
(To open link in a new window, prumbenonTf 80-Lr!" keyd Acccablke snTf 8k in.1