

## 2020-21 Texas Academic Performance Report (TAPR)

District Name: AUSTIN ISD

Campus Name: TRAVIS HTS EL

Campus Number: 227901140

2021 Accountability Rating: Not Rated: Declared State of Disaster









Texas Education Agency  
2020-21 STAAR Performance (TAPR)  
TRAVIS HTS EL (227901140) - AUSTIN ISD - TRAVIS COUNTY

Due to the cancellation of spring 2020 STAAR, 2021 and 2019 STAAR data are shown.

- \* Indicates results are masked due to small numbers to protect student confidentiality.
- Indicates there are no students in the group.
- + Indicates that rates for reading and mathematics are based on the cumulative results from the first and second administrations of STAAR.



Texas Education Agency  
2020-21 Bilingual Education/English as a Second Language (Current EB Students/EL) (TAPR)  
TRAVIS HTS EL (227901140) - AUSTIN ISD - TRAVIS COUNTY

Due to the cancellation of spring 2020 STAAR, 2021 and 2019 STAAR data are shown.

|--|--|--|--|--|--|--|--|--|--|--|--|

--	--	--	--	--	--	--	--	--	--	--	--

--	--	--	--	--	--	--	--	--	--	--	--

--	--	--	--	--	--	--	--	--	--	--	--

--	--	--	--	--	--	--	--	--	--	--	--

--	--	--	--	--	--	--	--	--	--	--	--



Texas Education Agency  
2020-21 Bilingual Education/English as a Second Language (Current EB Students/EL) (TAPR)  
TRAVIS HTS EL (227901140) - AUSTIN ISD - TRAVIS COUNTY



Due to the cancellation of spring 2020 STAAR, 2021 and 2019 STAAR data are shown.

- \* Indicates results are masked due to small numbers to protect student confidentiality.
- Indicates there are no students in the group.
- Blank cell indicates there are no data available in the group.

Texas Education Agency  
 2020-21 STAAR Participation (TAPR)  
 TRAVIS HTS EL (227901140) - AUSTIN ISD - TRAVIS COUNTY



Due to the cancellation of spring 2020 STAAR, 2021 and 2019 STAAR data are shown.

	State	District	Campus	African American	Hispanic	White	American Indian	Asian	Pacific Islander	Two or More Races	Special Ed (Current)	Special Ed (Former)	Continuously Enrolled	Non-Continuously Enrolled	Econ Disadv	EB/EL (Current & Monitored)
2021 STAAR Participation (All Grades)																
All Tests																
Assessment Participant	88%	62%	60%	74%	58%	59%	-	57%	*	83%	58%	63%	61%	52%	64%	80%
Included in Accountability	83%	58%	55%	60%	53%	57%	-	57%	*	83%	50%	63%	59%	35%	57%	74%
Not Included in Accountability: Mobile	3%	2%	4%	14%	4%	2%	-	0%	*	0%	8%	0%	2%	14%	5%	3%
Not Included in Accountability: Other Exclusions	1%	2%	1%	0%	2%	0%	-	0%	*	0%	1%	0%	0%	3%	1%	3%
Not Tested	12%	38%	40%	26%	42%	41%	-	43%	*	17%	42%	38%	39%	48%	36%	20%
Absent	2%	3%	2%	0%	1%	2%	-	3%	*	17%	4%	0%	1%	3%	1%	1%
Other	10%	35%	39%	26%	41%	39%	-	40%	*	0%	38%	38%	38%	44%	35%	18%
2019 STAAR Participation (All Grades)																
All Tests																
Assessment Participant	99%	99%	99%	100%	99%	100%	-	100%	*	100%	100%	100%	99%	100%	100%	100%
Included in Accountability	94%	93%	95%	100%	95%	96%	-	79%	*	100%	100%	100%	98%	88%		



Texas Education Agency  
 2020-21 Attendance, Graduation, and Dropout Rates (TAPR)  
 TRAVIS HTS EL (227901140) - AUSTIN ISD - TRAVIS COUNTY

	State	District	Campus	African American	Hispanic	White	American Indian	Asian	Pacific Islander	Two or More Races	Special Ed	Econ Disadv	EB/EL
Graduates, TxCHSE, and Continuers	93.9%	97.2%	-	-	-	-	-	-	-	-	-	-	-



Texas Education Agency  
2020-21 Attendance, Graduation, and Dropout Rates (TAPR)  
TRAVIS HTS EL (227901140) - AUSTIN ISD - TRAVIS COUNTY

	State	District	Campus	African American	Hispanic	White			



There is no data for this campus.





Texas Education Agency  
2020-21 Other Postsecondary Indicators (TAPR)  
TRAVIS HTS EL (227901140) - AUSTIN ISD - TRAVIS COUNTY

There is no data for this campus.

Texas Education Agency  
 2020-21 Student Information (TAPR)  
 TRAVIS HTS EL (227901140) - AUSTIN ISD - TRAVIS COUNTY

Student Information	Membership				Enrollment			
	Campus		District	State	Campus		District	State
	Count	Percent			Count	Percent		
Total Students	503	100.0%	74,725	5,359,040	503	100.0%	74,871	5,371,586
Students by Grade:								
Early Childhood Education	0	0.0%	0.2%	0.3%	0	0.0%	0.2%	0.4%
Pre-Kindergarten	59	11.7%	4.5%	3.7%	59	11.7%	4.5%	3.7%
Kindergarten	75	14.9%	7.6%	6.7%	75	14.9%	7.6%	6.7%
Grade 1	80	15.9%	7.7%	7.1%	80	15.9%	7.7%	7.1%
Grade 2	78	15.5%	7.6%	7.1%	78	15.5%	7.6%	7.1%
Grade 3	77	15.3%	7.5%	7.1%	77	15.3%	7.5%	7.1%
Grade 4	73	14.5%	7.4%	7.2%	73	14.5%	7.4%	7.2%
Grade 5	61	12.1%	7.3%	7.4%	61	12.1%	7.3%	7.4%
Grade 6	0	0.0%	7.3%	7.7%	0	0.0%		



Texas Education Agency  
 2020-21 Student Information (TAPR)  
 TRAVIS HTS EL (227901140) - AUSTIN ISD - TRAVIS COUNTY

Student Information	Membership				Enrollment			
	Campus		District	State	Campus		District	State
	Count	Percent			Count	Percent		
Homeless	3	0.6%	0.8%	1.1%	3	0.6%	0.8%	1.1%
Immigrant	65	12.9%	6.4%	2.0%	65	12.9%	6.4%	2.0%
Migrant	0	0.0%	0.0%	0.3%	0	0.0%	0.0%	0.3%
Title I	503	100.0%	39.4%	64.5%	503	100.0%	39.4%	64.5%
Military Connected	0	0.0%	0.3%	2.7%	0	0.0%	0.3%	2.7%
At-Risk	247	49.1%	47.2%	49.2%	247	49.1%	47.2%	49.1%
Students by Instructional Program:								
Bilingual/ESL Education	327	65.0%	31.2%	21.0%	327	65.0%	31.2%	20.9%
Gifted and Talented Education	30	6.0%	12.3%	8.3%	30	6.0%	12.3%	8.3%
Special Education	67	13.3%	13.3%	11.1%	67	13.3%	13.4%	11.3%
Students with Disabilities by Type of Primary Disability:								
Total Students with Disabilities	67							
By Type of Primary Disability								
Students with Intellectual Disabilities	27	40.3%	50.1%	42.5%				
Students with Physical Disabilities	21	31.3%	18.3%	21.3%				
Students with Autism	12	17.9%	12.9%	14.1%				
Students with Behavioral Disabilities	7	10.4%	18.3%	20.6%				
Students with Non-Categorical Disabilities	0	0.0%	0.0%	1.5%				

By Type of Primary Disability

0.9%

Texas Education Agency  
 2020-21 Student Information (TAPR)  
 TRAVIS HTS EL (227901140) - AUSTIN ISD - TRAVIS COUNTY

Student Information	--Non-Special Education Rates--			---Special Education Rates---		
	Campus	District	State	Campus	District	State
Retention Rates by Grade:						
Kindergarten	0.0%	0.9%	1.4%			

Texas Education Agency  
2020-21 Staff Information (TAPR)  
TRAVIS HTS EL (227901140) - AUSTIN ISD - TRAVIS COUNTY

Staff Information	----- Campus -----			
	Count/Average	Percent	District	State
Total Staff	47.5	100.0%	100.0%	100.0%
Professional Staff:	40.5	85.2%	64.7%	64.3%
Teachers	37.0	77.9%	50.3%	49.6%
Professional Support	1.5	3.2%	10.9%	10.6%
Campus Administration (School Leadership)	2.0	4.2%	3.0%	3.0%
Educational Aides:	7.0	14.8%	9.3%	10.6%
Librarians and Counselors (Headcount):				
Full-time Librarians	1.0	n/a	97.0	4,290.0
Part-time Librarians	0.0	n/a	12.0	582.0
Full-time Counselors	0.0	n/a	212.0	13,211.0
Part-time Counselors	1.0	n/a	11.0	1,126.0
Total Minority Staff:	22.7	47.7%	56.7%	51.5%
Teachers by Ethnicity:				
African American	0.0	0.0%	5.9%	11.1%
Hispanic	15.2	41.0%	33.4%	28.4%
White	20.8	56.3%	56.3%	56.9%
American Indian	0.0	0.0%	0.3%	0.3%
Asian	0.0	0.0%	2.6%	1.8%
Pacific Islander	0.0	0.0%	0.1%	0.2%
Two or More Races	1.0	2.7%	1.3%	1.2%
Teachers by Sex:				
Males	7.2	19.4%	25.6%	23.8%
Females	29.8	80.6%	74.4%	76.2%
Teachers by Highest Degree Held:				
No Degree	0.0	0.0%	0.8%	1.2%
Bachelors	26.8	72.5%	68.8%	73.0%
Masters	10.2	27.5%	29.6%	25.0%
Doctorate	0.0	0.0%	0.7%	0.7%
Teachers by Years of Experience:				
Beginning Teachers	3.0	8.1%	6.3%	6.7%
1-5 Years Experience	13.2	35.6%	30.0%	27.8%
6-10 Years Experience	4.2	11.2%	21.3%	20.3%
11-20 Years Experience	12.7	34.2%	26.9%	29.1%
21-30 Years Experience	2.0	5.4%	12.3%	13.0%
Over 30 Years Experience	2.0	5.4%	3.3%	3.1%

Texas Education Agency  
 2020-21 Staff Information (TAPR)  
 TRAVIS HTS EL (227901140) - AUSTIN ISD - TRAVIS COUNTY

	----- Campus -----			
Staff Information	Count/Average	Percent	District	State
Number of Students per Teacher	13.6	n/a	13.6	14.5

Staff Information	Campus	District	State
Experience of Campus Leadership:			

Texas Education Agency  
2020-21 Staff Information (TAPR)  
TRAVIS HTS EL (227901140) - AUSTIN ISD - TRAVIS COUNTY

- Indicates there are no students in the group.
- \* Indicates results are masked due to small numbers to protect student confidentiality.
- \*\* When only one student disability or assessment group is masked, then the second smallest student disability or assessment group is masked regardless of size.
- n/a Indicates data reporting is not applicable for this group.
- ? Indicates that the data for this item were statistically improbable or were reported outside a reasonable range.

Link to: [PEIMS Financial Standard Reports 2019-20 Financial Actual Report](#)  
(To open link in a new window, press the "Ctrl" key and click on the link.)