

2020-21 Texas Academic Performance Report (TAPR)

District Name: AUSTIN ISD

Campus Name: GOVALLE EL

Campus Number: 227901116

2021 Accountability Rating: Not Rated: Declared State of Disaster

Texas Education Agency
2020-21 STAAR Performance (TAPR)
GOVALLE EL (227901116) - AUSTIN ISD - TRAVIS COUNTY

Due to the cancellation of spring 2020 STAAR, 2021 and 2019 STAAR data are shown.

*



Texas Education Agency
2020-21 STAAR Participation (TAPR)
GOVALLE EL (227901116) - AUSTIN ISD - TRAVIS COUNTY

Due to the cancellation of spring 2020 STAAR, 2021 and 2019 STAAR data are shown.

	State	District	Campus		Campus
--	-------	----------	--------	--	--------

--	--	--	--	--	--

--	--	--	--	--	--

--	--	--	--	--	--

--	--	--	--	--	--

Texas Education Agency
2020-21 Attendance, Graduation, and Dropout Rates (TAPR)
GOVALLE EL (227901116) - AUSTIN ISD - TRAVIS COUNTY

	State	District	Campus	African American	Hispanic	White	American Indian	Asian	Pacific Islander	Two or More Races	Special Ed	Econ Disadv	EB/EL
Attendance Rate													
2019-20	98.3%	98.3%	98.8%	98.7%	98.8%	*	*	-	-	*	98.1%	98.7%	98.9%
2018-19	95.4%	95.0%	95.7%	93.8%	96.0%	*	*	*	-	91.7%	95.4%	95.5%	97.5%
Chronic Absenteeism													
2019-20	6.7%	8.9%	5.4%	0.0%	6.3%	*	*	-	-	20.0%	7.2%	6.0%	4.6%
2018-19	11.4%	13.2%	11.0%	19.5%	9.4%	*	*	*	-	14.3%	11.6%	11.4%	5.3%
Annual Dropout Rate (Gr 7-8)													
2019-20	0.5%	0.5%	-	-	-	-	-	-	-	-	-	-	-
2018-19	0.4%	0.2%	-	-	-	-	-	-	-	-	-	-	-
Annual Dropout Rate (Gr 9-12)													
2019-20	1.6%	0.7%	-	-	-	-	-	-	-	-	-	-	-
2018-19	1.9%	0.8%	-	-	-	-	-	-	-	-	-	-	-
4-Year Longitudinal Rate (Gr 9-12)													
Class of 2020													
Graduated	90.3%	94.4%	-	-	-	-	-	-	-	-	-	-	-
Received TxCHSE	0.4%	0.2%	-	-	-	-	-	-	-	-	-	-	-
Continued HS	3.9%	2.8%	-	-	-	-	-	-	-	-	-	-	-
Dropped Out	5.4%	2.7%	-	-	-	-	-	-	-	-	-	-	-
Graduates and TxCHSE	90.7%	94.5%	-	-	-	-	-	-	-	-	-	-	-
Graduates, TxCHSE, and Continuers	94.6%	97.3%	-	-	-	-	-	-	-	-	-	-	-
Class of 2019													
Graduated	90.0%	94.5%	-	-	-	-	-	-	-	-	-	-	-
Received TxCHSE	0.5%	0.3%	-	-	-	-	-	-	-	-	-	-	-
Continued HS	3.7%	2.5%	-	-	-	-	-	-	-	-	-	-	-
Dropped Out	5.9%	2.7%	-	-	-	-	-	-	-	-	-	-	-
Graduates and TxCHSE	90.4%	94.8%	-	-	-	-	-	-	-	-	-	-	-
Graduates, TxCHSE, and Continuers	94.1%	97.3%	-	-	-	-	-	-	-	-	-	-	-
5-Year Extended Longitudinal Rate (Gr 9-12)													
Class of 2019													
Graduated	92.0%	96.0%	-	-	-	-	-	-	-	-	-	-	-
Received TxCHSE	0.5%	0.4%	-	-	-	-	-	-	-	-	-	-	-
Continued HS	1.3%	0.8%	-	-	-	-	-	-	-	-	-	-	-
Dropped Out	6.1%	2.8%	-	-	-	-	-	-	-	-	-	-	-
Graduates and TxCHSE	92.6%	96.4%	-	-	-	-	-	-	-	-	-	-	-

Texas Education Agency
2020-21 Attendance, Graduation, and Dropout Rates (TAPR)
GOVALLE EL (227901116) - AUSTIN ISD - TRAVIS COUNTY

	State	District	Campus	African American	Hispanic	White	American Indian	Asian	Pacific Islander	Two or More Races	Special Ed	Econ Disadv	EB/EL
Graduates, TxCHSE, and Continuers	93.9%	97.2%	-	-	-	-	-	-	-	-	-	-	-
Class of 2018													
Graduated	92.2%	95.8%	-	-	-	-	-	-	-	-	-	-	-
Received TxCHSE	0.6%	0.7%	-	-	-	-	-	-	-	-	-	-	-
Continued HS	1.1%	0.5%	-	-	-	-	-	-	-	-	-	-	-
Dropped Out	6.1%	3.0%	-	-	-	-	-	-	-	-	-	-	-
Graduates and TxCHSE	92.8%	96.5%	-	-	-	-	-	-	-	-	-	-	-
Graduates, TxCHSE, and Continuers	93.9%	97.0%	-	-	-	-	-	-	-	-	-	-	-
6-Year Extended Longitudinal Rate (Gr 9-12)													
Class of 2018													
Graduated	92.6%	96.1%	-	-	-	-	-	-	-	-	-	-	-
Received TxCHSE	0.7%	0.8%	-	-	-	-	-	-	-	-	-	-	-
Continued HS	0.6%	0.2%	-	-	-	-	-	-	-	-	-	-	-
Dropped Out	6.1%	2.9%	-	-	-	-	-	-	-	-	-	-	-
Graduates and TxCHSE	93.3%	96.9%	-	-	-	-	-	-	-	-	-	-	-
Graduates, TxCHSE, and Continuers	93.9%	97.1%	-	-	-	-	-	-	-	-	-	-	-
Class of 2017													
Graduated	92.4%	95.8%	-	-	-	-	-	-	-	-	-	-	-
Received TxCHSE	0.7%	0.6%	-	-	-	-	-	-	-	-	-	-	-
Continued HS	0.6%	0.1%	-	-	-	-	-	-	-	-	-	-	-
Dropped Out	6.3%	3.5%	-	-	-	-	-	-	-	-	-	-	-
Graduates and TxCHSE	93.2%	96.4%	-	-	-	-	-	-	-	-	-	-	-
Graduates, TxCHSE, and Continuers	93.7%	96.5%	-	-	-	-	-	-	-	-	-	-	-
4-Year Federal Graduation Rate Without Exclusions (Gr 9-12)													
Class of 2020	90.3%	92.8%	-	-	-	-	-	-	-	-	-	-	-
Class of 2019	90.0%	93.4%	-	-	-	-	-	-	-	-	-	-	-
RHSP/DAP Graduates (Longitudinal Rate)													
Class of 2020	83.0%	-	-	-	-	-	-	-	-	-	-	-	-
Class of 2019	73.3%	*	-	-	-	-	-	-	-	-	-	-	-
FHSP-E Graduates (Longitudinal Rate)													
Class of 2020	4.3%	2.6%	-	-	-	-	-	-	-	-	-	-	-
Class of 2019	4.2%	2.0%	-	-	-	-	-	-	-	-	-	-	-
FHSP-DLA Graduates (Longitudinal Rate)													

Texas Education Agency
 2020-21 Attendance, Graduation, and Dropout Rates (TAPR)
 GOVALLE EL (227901116) - AUSTIN ISD - TRAVIS COUNTY

	State	District	Campus	African American	Hispanic	White	American Indian	Asian	Pacific Islander	Two or More Races	Special Ed	Econ Disadv	EB/EL
Class of 2020	83.5%	91.2%	-	-	-	-	-	-	-	-	-	-	-
Class of 2019	83.5%	90.3%	100	89.4	80.8	85.5	89.4	91.4	91.1	91.0	238.32	466.84	34.41

RHm9.87 457./TT3 9.09 Tf 10s/F Tf-E/F Tf-DLAF 600.76 495.64 Td (Dis243 1 J ./TT3 9.0out Rate0.894 rg 6 495.64 Td (Dis291 re B./TT3 9.0USTILongitudin Tf 57



Texas Education Agency
2020-21 Graduation Profile (TAPR)
GOVALLE EL (227901116) - AUSTIN ISD - TRAVIS COUNTY

	Campus Count	Campus Percent	District Count	State

Texas Education Agency
2020-21 College, Career, and Military Readiness (CCMR) (TAPR)
GOVALLE EL (227901116) - AUSTIN ISD - TRAVIS COUNTY

There is no data for this campus.

Texas Education Agency
2020-21 CCMR-Related Indicators (TAPR)
GOVALLE EL (227901116) - AUSTIN ISD - TRAVIS COUNTY




There is no data for this campus.

Texas Education Agency
2020-21 Other Postsecondary Indicators (TAPR)
GOVALLE EL (227901116) - AUSTIN ISD - TRAVIS COUNTY

There is no data for this campus.

Texas Education Agency
2020-21 Student Information (TAPR)
GOVALLE EL (227901116) - AUSTIN ISD - TRAVIS COUNTY

	Membership		Enrollment	
	Campus		Campus	



Texas Education Agency
 2020-21 Student Information (TAPR)
 GOVALLE EL (227901116) - AUSTIN ISD - TRAVIS COUNTY

Student Information	--Non-Special Education Rates--			---Special Education Rates---		
	Campus	District	State	Campus	District	State
Retention Rates by Grade:						
Kindergarten	0.0%	0.9%	1.4%			

Texas Education Agency
2020-21 Staff Information (TAPR)
GOVALLE EL (227901116) - AUSTIN ISD - TRAVIS COUNTY

Texas Education Agency
2020-21 Staff Information (TAPR)
GOVALLE EL (227901116) - AUSTIN ISD - TRAVIS COUNTY

- Indicates there are no students in the group.
- * Indicates results are masked due to small numbers to protect student confidentiality.
- ** When only one student disability or assessment group is masked, then the second smallest student disability or assessment group is masked regardless of size.
- n/a Indicates data reporting is not applicable for this group.
- ? Indicates that the data for this item were statistically improbable or were reported outside a reasonable range.

Link to: [PEIMS Financial Standard Reports 2019-20 Financial Actual Report](#)
(To open link in a new window, press the "Ctrl" key and click on the link.)