

2020-21 Texas Academic Performance Report (TAPR)

District Name: AUSTIN ISD





Campus Name: BRENTWOOD EL

Campus Number: 227901107

2021 Accountability Rating: Not Rated: Declared State of Disaster

This page is intentionally blank.



Texas Education Agency
2020-21 STAAR Performance (TAPR)
BRENTWOOD EL (227901107) - AUSTIN ISD - TRAVIS COUNTY



Texas Education Agency
 2020-21 STAAR Performance (TAPR)
 BRENTWOOD EL (227901107) - AUSTIN ISD - TRAVIS COUNTY

Due to the cancellation of spring 2020 STAAR, 2021 and 2019 STAAR data are shown.

	School Year	State	District	Campus	African American	Hispanic	White	American Indian	Asian	Pacific Islander	Two or More Races	Special Ed (Current)	Special Ed (Former)	Continuously Enrolled	Non-Continuously Enrolled	Econ Disadv	
--	-------------	-------	----------	--------	------------------	----------	-------	-----------------	-------	------------------	-------------------	----------------------	---------------------	-----------------------	---------------------------	-------------	--



Texas Education Agency
2020-21 STAAR Performance (TAPR)
BRENTWOOD EL (227901107) - AUSTIN ISD - TRAVIS COUNTY

Due to the cancellation of spring 2020 STAAR, 2021 and 2019 STAAR data are shown.

- * Indicates results are masked due to small numbers to protect student confidentiality.
- Indicates there are no students in the group.
- + Indicates that rates for reading and mathematics are based on the cumulative results from the first and second administrations of STAAR.

Texas Education Agency
2018-19 Progress (TAPR)
BRENTWOOD EL (227901107) - AUSTIN ISD - TRAVIS COUNTY

Due to the cancellation of spring 2020 STAAR, 2019 and 2018 progress data are shown.

	School Year	State	District	Campus	African American	Hispanic	White	American Indian	Asian	Pacific Islander	Two or More Races	Special Ed (Current)	Special Ed (Former)	Continuously Enrolled	Non-Continuously Enrolled	Econ Disadv	EB/EL (Current & Monitored)
School Progress Domain - Academic Growth Score by Grade and Subject																	
Grade 4 ELA/Reading	2019	61	63	68	-	60	72	-	*	-	67	63	-	68	71	46	42
	2018	63	65	57	*	47	60	-	-	-	*	59	*	58	44	34	32
Grade 4 Mathematics	2019	65	67	74	-	75	74	-	*	-	67	78	-	72	93	81	75
	2018	65	64	59	*	53	62	-	-	-	*	62	*	61	44	53	58
Grade 5 ELA/Reading	2019	81	82	87	*	81	91	-	*	-	*	80	*	88	83	75	92
	2018	80	81	78	*	82	81	-	-	-	*	75	*	75	91	65	75
Grade 5 Mathematics	2019	83	83	87	*	86	90	-	*	-	*	83	*	87	89	83	71
	2018	81	82	87	*	82	89	-	-	-	*	95	*	85	100	85	83
All Grades Both Subjects	2019	69	68	80	75	77	82	-	*	-	75	76	92	79	84	73	74
	2018	69	70	68	58	62	72	-	-	-	75	69	42	68	74	56	57
All Grades ELA/Reading	2019	68	68	78	*	72	81	-	*	-	75	72	*	78	78	64	75
	2018	69	70	66	42	60	70	-	-	-	71	65	*	65	71	47	47
All Grades Mathematics	2019	70	68	81	*	81	82	-	*	-	75	81	*	80	91	82	72
	2018	70	69	71	75	63	74	-	-	-	79	74	*	70	76	66	67

* Indicates results are masked due to small numbers to protect student confidentiality.
- Indicates there are no students in the group.

Texas Education Agency
2020-21 Bilingual Education/English as a Second Language (Current EB Students/EL) (TAPR)
BRENTWOOD EL (227901107) - AUSTIN ISD - TRAVIS COUNTY

Due to the cancellation of spring 2020 STAAR, 2021 and 2019 STAAR data are shown.

- * Indicates results are masked due to small numbers to protect student confidentiality.
- Indicates there are no students in the group.
- Blank cell indicates there are no data available in the group.




Texas Education Agency
 2020-21 STAAR Participation (TAPR)
 BRENTWOOD EL (227901107) - AUSTIN ISD - TRAVIS COUNTY

Due to the cancellation of spring 2020 STAAR, 2021 and 2019 STAAR data are shown.

	State	District	Campus	African American	Hispanic	White	American Indian	Asian	Pacific Islander	Two or More Races	Special Ed (Current)	Special Ed (Former)	Continuously Enrolled	Non-Continuously Enrolled	4d2.03 Econ Disadv	EB/EL (Current & Monitored)
2021 STAAR Participation (All Grades)																
All Tests																
Assessment Participant	88%	62%	53%	74%	45%	54%										

Texas Education Agency
2020-21 Attendance, Graduation, and Dropout Rates (TAPR)
BRENTWOOD EL (227901107) - AUSTIN ISD - TRAVIS COUNTY

	State	District	Campus	African						
--	-------	----------	--------	---------	--	--	--	--	--	--



Texas Education Agency
 2020-21 Attendance, Graduation, and Dropout Rates (TAPR)
 BRENTWOOD EL (227901107) - AUSTIN ISD - TRAVIS COUNTY

	State	District	Campus	African American	Hispanic	White	American Indian	Asian	Pacific Islander	Two or More Races	Special Ed	Econ Disadv	EB/EL
Class of 2020	83.5%	91.2%	-	-	-								

Texas Education Agency
 2020-21 Graduation Profile (TAPR)
 BRENTWOOD EL (227901107) - AUSTIN ISD - TRAVIS COUNTY

	Campus Count	Campus Percent	District Count	State Count
Graduatesf(2019-20 Annual Graduates)				
Total Graduates	-	-	4,530	360,220
By Ethnicity:				
African American	-	-	343	44,729
Hispanic	-	-	2,337	184,060
White	-	-	1,473	105,215
American Indian	-	-	6	1,226
Asian	-	-	241	17,126



There is no data for this campus.

Texas Education Agency
2020-21 CCMR-Related Indicators (TAPR)
BRENTWOOD EL (227901107) - AUSTIN ISD - TRAVIS COUNTY



There is no data for this campus.

Texas Education Agency
2020-21 Other Postsecondary Indicators (TAPR)
BRENTWOOD EL (227901107) - AUSTIN ISD - TRAVIS COUNTY

There is no data for this campus.

Texas Education Agency
 2020-21 Student Information (TAPR)
 BRENTWOOD EL (227901107) - AUSTIN ISD - TRAVIS COUNTY

Student Information	Membership				Enrollment			
	Campus		District	State	Campus		District	State
	Count	Percent			Count	Percent		
Total Students	542	100.0%	74,725	5,359,040	542	100.0%	74,871	5,371,586
Students by Grade:								
Early Childhood Education	0	0.0%	0.2%	0.3%	0	0.0%	0.2%	0.4%
Pre-Kindergarten	11	2.0%	4.5%	3.7%	11	2.0%	4.5%	3.7%
Kindergarten	60	11.1%	7.6%	6.7%	60	11.1%	7.6%	6.7%
Grade 1	100	18.5%	7.7%	7.1%	100	18.5%	7.7%	7.1%



Texas Education Agency
2020-21 Student Information (TAPR)
BRENTWOOD EL (227901107) - AUSTIN ISD - TRAVIS COUNTY

Student Information	Membership				Enrollment			
	Campus		District	State	Campus		District	State
	Count	Percent			Count	Percent		
Homeless	1	0.2%	0.8%	1.1%	1	0.2%	0.8%	1.1%
Immigrant	8	1.5%	6.4%	2.0%	8	1.5%	6.4%	2.0%
Migrant	0	0.0%	0.0%	0.3%	0	0.0%	0.0%	0.3%
Title I	1	0.2%	39.4%	64.5%	1	0.2%	39.4%	64.5%
Military Connected	1	0.2%	0.3%	2.7%	1	0.2%	0.3%	2.7%
At-Risk	59	10.9%	47.2%	49.2%	59	10.9%	47.2%	49.1%
Students by Instructional Program:								
Bilingual/ESL Education	29	5.4%	31.2%	21.0%	29	5.4%	31.2%	20.9%
Gifted and Talented Education	70	12.9%	12.3%	8.3%	70	12.9%	12.3%	8.3%
Special Education	81	14.9%	13.3%	11.1%	81	14.9%	13.4%	11.3%
Students with Disabilities by Type of Primary Disability:								
Total Students with Disabilities	81							
By Type of Primary Disability								
Students with Intellectual Disabilities	28	34.6%	50.1%	42.5%				
Students with Physical Disabilities	32	39.5%	18.3%	21.3%				
Students with Autism	7	8.6%	12.9%	14.1%				
Students with Behavioral Disabilities	14	17.3%	18.3%	20.6%				
Students with Non-Categorical Early Childhood	0	0.0%	0.4%	1.5%				

Texas Education Agency
 2020-21 Student Information (TAPR)
 BRENTWOOD EL (227901107) - AUSTIN ISD - TRAVIS COUNTY

	--Non-Special Education Rates--		---Special Education Rates---
Student Information	Campus	District	

Texas Education Agency
2020-21 Staff Information (TAPR)
BRENTWOOD EL (227901107) - AUSTIN ISD - TRAVIS COUNTY

