



This page is intentionally blank.



Texas Education Agency  
2020-21 STAAR Performance (TAPR)  
WEBB M S (227901053) - AUSTIN ISD - TRAVIS COUNTY









Texas Education Agency  
2018-19 Progress (TAPR)  
WEBB M S (227901053) - AUSTIN ISD - TRAVIS COUNTY

Due to the cancellation of spring 2020 STAAR, 2019 and 2018 progress data are shown.

	School Year	State	District			



\* See 16 CFR 15.29 Grade Level or A
[Redacted]
[Redacted]
[Redacted]
[Redacted]
[Redacted]
[Redacted]
[Redacted]
[Redacted]
[Redacted]
[Redacted]
[Redacted]
[Redacted]
[Redacted]










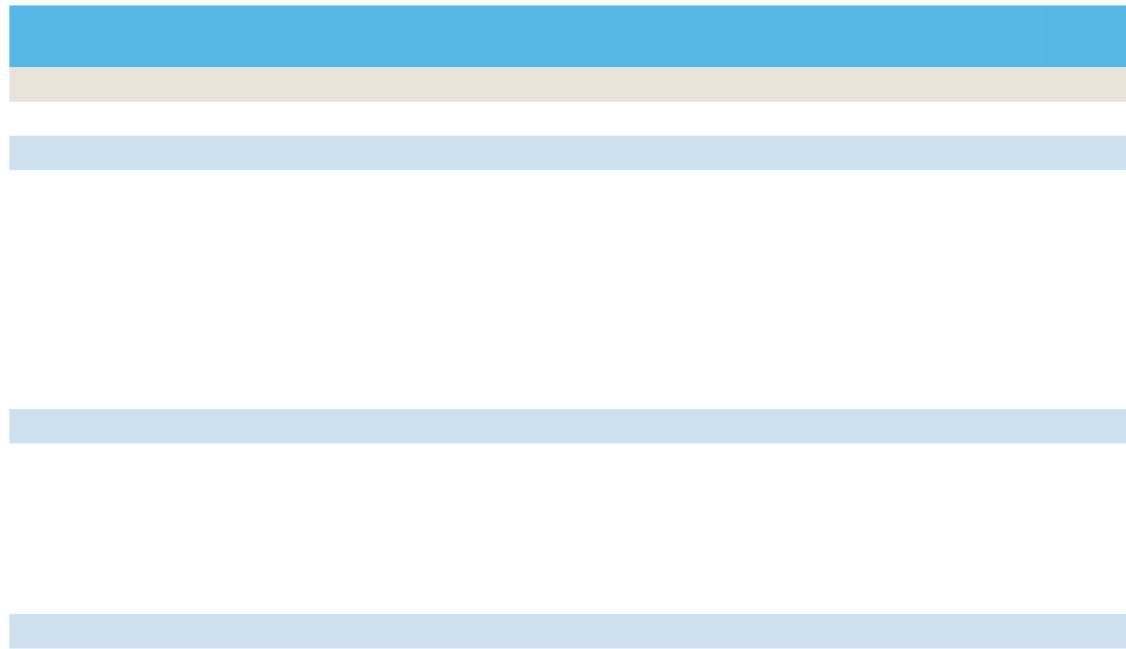
Texas Education Agency  
 2020-21 Attendance, Graduation, and Dropout Rates (TAPR)  
 WEBB M S (227901053) - AUSTIN ISD - TRAVIS COUNTY

	State	District	Campus	African American	Hispanic	White	American Indian	Asian	Pacific Islander	Two or More Races	Special Ed	Econ Disadv	EB/EL
Attendance Rate													



Texas Education Agency  
 2020-21 Attendance, Graduation, and Dropout Rates (TAPR)  
 WEBB M S (227901053) - AUSTIN ISD - TRAVIS COUNTY

	State	District	Campus	African American	Hispanic	White	American Indian	Asian	Pacific Islander	Two or More Races	Special Ed	Econ Disadv	EB/EL
Class of 2020	83.5%	91.2%	-	-	-								

There is no data for this campus.

Texas Education Agency  
2020-21 CCMR-Related Indicators (TAPR)  
WEBB M S (227901053) - AUSTIN ISD - TRAVIS COUNTY

There is no data for this campus.




Texas Education Agency  
2020-21 Other Postsecondary Indicators (TAPR)  
WEBB M S (227901053) - AUSTIN ISD - TRAVIS COUNTY

There is no data for this campus.

Texas Education Agency  
2020-21 Student Information (TAPR)  
WEBB M S (227901053) - AUSTIN ISD - TRAVIS COUNTY

	Membership		Enrollment	
	Campus		Campus	





Texas Education Agency  
2020-21 Student Information (TAPR)  
WEBB M S (227901053) - AUSTIN ISD - TRAVIS COUNTY

Student Information	--Non-Special Education Rates--			---Special Education Rates---		
	Campus	District	State	Campus	District	State
Retention Rates by Grade:						
Kindergarten	-	0.9%	1.4%	-	2.2%	4.8%
Grade 1	-	0.6%	1.9%	-	2.1%	3.2%
Grade 2	-	0.5%	1.0%	-	0.5%	1.4%
Grade 3	-	0.2%	0.5%	-	0.2%	0.6%
Grade 4	-	0.1%	0.3%	-	0.6%	0.4%
Grade 5	-	0.1%	0.2%	-	0.5%	0.3%
Grade 6	0.0%	0.0%	0.2%	0.0%	0.0%	0.3%
Grade 7	1.5%	0.2%	0.3%	0.0%	0.0%	0.3%
Grade 8	0.0%	0.0%	0.2%	0.0%	0.0%	0.4%
Grade 9	-	2.3%	4.7%	-	6.9%	7.8%

Class Size Averages by Grade and Subject  
(Derived from teacher responsibility records):

Class Size Information	Campus	District	State
Elementary:			
Kindergarten	-	17.1	17.7
Grade 1	-	17.4	18.0
Grade 2	-	16.4	18.0
Grade 3	-	16.4	18.2
Grade 4	-	17.0	18.3
Grade 5	-	21.0	19.8
Grade 6	20.4	19.5	19.4
Secondary:			
English/Language Arts	18.6	15.8	15.7
Foreign Languages	24.5	18.9	17.8
Mathematics	19.1	17.2	16.9
Science	21.8	19.0	17.9
Social Studies	22.1	18.2	18.3

Texas Education Agency  
2020-21 Staff Information (TAPR)  
WEBB M S (227901053) - AUSTIN ISD - TRAVIS COUNTY

	----- Campus -----	
Staff Information		

Texas Education Agency  
2020-21 Staff Information (TAPR)  
WEBB M S (227901053) - AUSTIN ISD - TRAVIS COUNTY

	----- Campus -----			
Staff Information	Count/Average	Percent	District	State
Number of Students per Teacher	12.2	n/a	13.6	14.5

Staff Information	Campus	District	State
<b>Experience of Campus Leadership:</b>			
Average Years Experience of Principals	18.0	6.4	6.4
Average Years Experience of Principals with District	8.0	6.1	5.5
Average Years Experience of Assistant Principals	9.0	5.5	5.5
Average Years Experience of Assistant Principals with District	8.0	5.1	4.8
<b>Average Years Experience of Teachers:</b>			
Average Years Experience of Teachers	7.8	10.7	11.2
Average Years Experience of Teachers with District:	4.7	8.3	7.2
<b>Average Teacher Salary by Years of Experience (regular duties only):</b>			
Beginning Teachers	\$51,222	\$51,231	\$50,849
1-5 Years Experience	\$53,173	\$53,287	\$53,288
6-10 Years Experience	\$51,553	\$54,961	\$56,282
11-20 Years Experience	\$57,027	\$56,111	\$59,900
21-30 Years Experience	\$60,163	\$61,468	\$64,637
Over 30 Years Experience	-	\$70,749	\$69,974
<b>Average Actual Salaries (regular duties only):</b>			
Teachers	\$53,993	\$55,849	\$57,641
Professional Support	\$58,951	\$70,375	\$68,030
Campus Administration (School Leadership)	\$86,909	\$87,650	\$83,424
<b>Instructional Staff Percent:</b>			
	n/a	62.0%	64.6%
<b>Contracted Instructional Staff (not incl. above):</b>			
	0.0	12.0	5,731.4

	----- Campus -----
Progc 8.822 RG 0202w Pd1 D d j D 0 B 0 J 14284396724347064	

Texas Education Agency  
2020-21 Staff Information (TAPR)  
WEBB M S (227901053) - AUSTIN ISD - TRAVIS COUNTY

- Indicates there are no students in the group.
- \* Indicates results are masked due to small numbers to protect student confidentiality.
- \*\* When only one student disability or assessment group is masked, then the second smallest student disability or assessment group is masked regardless of size.
- n/a Indicates data reporting is not applicable for this group.
- ? Indicates that the data for this item were statistically improbable or were reported outside a reasonable range.

Link to: [PEIMS Financial Standard Reports 2019-20 Financial Actual Report](#)  
(To open link in a new window, press the "Ctrl" key and click on the link.)