

2020-21 Texas Academic Performance Report (TAPR)

District Name: AUSTIN ISD

Campus Name: INTERNATIONAL H S

Campus Number: 227901029

2021 Accountability Rating: Not Rated: Declared State of Disaster
(evaluated with alternative education accountability provisions)

This page is intentionally blank.

Texas Education Agency
2020-21 STAAR Performance (TAPR)
INTERNATIONAL H S (227901029) - AUSTIN ISD - TRAVIS COUNTY

Due to the cancellation of spring 2020 STAAR, 2021 and 2019 STAAR data are shown.

	School Year	State	District	Campus	African American	Hispanic	White	American Indian	Asian	Pacific Islander	Two or More Races	Special Ed (Current)	Special Ed (Former)	Continuously Enrolled	Non-Continuously Enrolled	Econ Disadv	EB/EL (Current & Monitored)
At Approaches Grade Level or Above	2021	67%	63%	18%	29%	18%	*	-	*	-	-	-	-	-	18%	19%	18%
	2019	78%	78%	57%	*	56%	67%	-	-	-	-	-	-	-	57%	56%	57%
At Meets Grade Level or Above	2021	41%	42%	1%	0%	1%	*	-	*	-	-	-	-	-	1%	1%	1%
	2019	50%	54%	30%	*	29%	40%	-	-	-	-	-	-	-	30%	31%	30%
At Masters Grade Level	2021	18%	20%	0%	0%	0%	*	-	*	-	-	-	-	-	0%	0%	0%
	2019	24%	27%	10%	*	9%	13%	-	-	-	-	-	-	-	10%	10%	10%
All Grades ELA/Reading																	
At Approaches Grade Level or Above	2021	68%	66%	5%	17%	5%	*	-	*	-	-	-	-	-	5%	6%	5%
	2019	75%	76%	35%	*	39%	17%	-	-	-	-	-	-	-	35%	33%	35%
At Meets Grade Level or Above	2021	45%	47%	0%	0%	0%	*	-	*	-	-	-	-	-	0%	0%	0%
	2019	48%	53%	4%	*	4%	0%	-	-	-	-	-	-	-	4%	4%	4%
At Masters Grade Level	2021	18%	22%	0%	0%	0%	*	-	*	-	-	-	-	-	0%	0%	0%
	2019	21%	26%	0%	*	0%	0%	-	-	-	-	-	-	-	0%	0%	0%
All Grades Mathematics																	
At Approaches Grade Level or Above	2021	66%	59%	35%	*	35%	*	-	*	-	-	-	-	-	35%	36%	35%
	2019	82%	81%	91%	*	88%	100%	-	-	-	-	-	-	-	91%	91%	91%
At Meets Grade Level or Above	2021	37%	34%	1%	*	1%	*	-	*	-	-	-	-	-	1%	1%	1%
	2019	52%	54%	86%	*	88%	80%	-	-	-	-	-	-	-	86%	86%	86%
At Masters Grade Level	2021	18%	16%	0%	*	0%	*	-	*	-	-	-	-	-	0%	0%	0%
	2019	26%	28%	50%	*	50%	40%	-	-	-	-	-	-	-	50%	50%	50%
All Grades Science																	
At Approaches Grade Level or Above	2021	71%	66%	21%	*	21%	*	-	*	-	-	-	-	-	21%	21%	21%
	2019	81%	80%	69%	*	65%	*	-	-	-	-	-	-	-	69%	69%	69%
At Meets Grade Level or Above	2021	44%	43%	2%	*	2%	*	-	*	-	-	-	-	-	2%	2%	2%
	2019	54%	57%	36%	*	35%	*	-	-	-	-	-	-	-	36%	37%	36%






Texas Education Agency
 2020-21 Bilingual Education/English as a Second Language (Current EB Students/EL) (TAPR)
 INTERNATIONAL H S (227901029) - AUSTIN ISD - TRAVIS COUNTY

Due to the cancellation of spring 2020 STAAR, 2021 and 2019 STAAR data are shown.



	School Year	State	District	Campus	Total Bilingual Education	BE-Trans Early Exit	BE-Trans Late Exit	BE-Dual Two-Way	BE-Dual One-Way	ALP Bilingual (Exception)	Total ESL	ESL Content-Based	ESL Pull-Out	ALP ESL (Waiver)	EB/EL with Parental Denial	Never EB/EL	Total EB/EL (Current)	Monitored &
--	-------------	-------	----------	--------	---------------------------	---------------------	--------------------	-----------------	-----------------	---------------------------	-----------	-------------------	--------------	------------------	----------------------------	-------------	-----------------------	-------------





Texas Education Agency
 2020-21 Attendance, Graduation, and Dropout Rates (TAPR)
 INTERNATIONAL 849214837 (207761029) AS STONY ISD.42 RAMIS 6584 INT2.52 re B* d 1 J 1 j d 0 J 0 j 107.4:

State	District	Campus	African American	Hispanic	White	American Indian	Asian	2020-21 Attendance, Graduation, and Dropout Rates (TAPR)
-------	----------	--------	------------------	----------	-------	-----------------	-------	--




The table consists of five rows. Each row contains two horizontal bars: a blue bar on top and a tan bar on the bottom. The bars are of equal length and are positioned on the left side of the page. The first row has a blue bar and a tan bar. The second row has a blue bar and a tan bar. The third row has a blue bar and a tan bar. The fourth row has a blue bar and a tan bar. The fifth row has a blue bar and a tan bar.

There is no data for this campus.

Texas Education Agency
2020-21 CCMR-Related Indicators (TAPR)
INTERNATIONAL H S (227901029) - AUSTIN ISD - TRAVIS COUNTY

There is no data for this campus.



Student Information

[Redacted]

Membership				Enrollment			
Campus		District		Campus		District	
Count	Percent	District	State	Count	Percent	District	State
246	100.0%	74,725	5,359,040	246	100.0%	74,871	5,371,586
0	0.0%	0.2%	0.0%	0	0.0%	0.2%	0.4%
0	0.0%	4.5%	3.0%	0	0.0%	4.5%	3.7%
0	0.0%	7.7%	6.7%	0	0.0%	7.6%	6.7%
0	0.0%	7.7%	7.1%	0	0.0%	7.7%	7.1%
0	0.0%	7.6%	7.1%	0	0.0%	7.6%	7.1%
0	0.0%	7.5%	7.1%	0	0.0%	7.5%	7.1%
0	0.0%	7.4%	7.2%	0	0.0%		

Early Childhood Education

[Redacted]

0.0%

[Redacted]

[Redacted]

[Redacted]

[Redacted]

* [09 381.16J 23.8557208 0.85



Texas Education Agency
2020-21 Student Information (TAPR)
INTERNATIONAL H S (227901029) - AUSTIN ISD - TRAVIS COUNTY

Student Information	--Non-Special Education Rates--			---Special Education Rates---		
	Campus	District	State	Campus	District	State
Retention Rates by Grade:						
Kindergarten	-	0.9%	1.4%	-	2.2%	4.8%
Grade 1	-	0.6%	1.9%	-	2.1%	3.2%
Grade 2	-	0.5%	1.0%	-	0.5%	1.4%
Grade 3	-	0.2%	0.5%	-	0.2%	0.6%
Grade 4	-	0.1%	0.3%	-	0.6%	0.4%
Grade 5	-	0.1%	0.2%	-	0.5%	0.3%
Grade 6	-	0.0%	0.2%	-	0.0%	0.3%
Grade 7	-	0.2%	0.3%	-	0.0%	0.3%
Grade 8	-	0.0%	0.2%	-	0.0%	0.4%
Grade 9	0.9%	2.3%	4.7%	0.0%	6.9%	7.8%

Class Size Averages by Grade and Subject
(Derived from teacher responsibility records):

Class Size Information	Campus	District	State
Elementary:			
Kindergarten	-	17.1	17.7
Grade 1	-	17.4	18.0
Grade 2	-	16.4	18.0
Grade 3	-	16.4	18.2
Grade 4	-	17.0	18.3
Grade 5	-	21.0	19.8
Grade 6	-	19.5	19.4
Secondary:			
English/Language Arts	15.2	15.8	15.7
Foreign Languages	-	18.9	17.8
Mathematics	17.4	17.2	16.9
Science	4.5	19.0	17.9
Social Studies	-	18.2	18.3

Texas Education Agency
 2020-21 Staff Information (TAPR)
 INTERNATIONAL H S (227901029) - AUSTIN ISD - TRAVIS COUNTY

	----- Campus -----			
Staff Information	Count/Average	Percent	District	State
Number of Students per Teacher	11.7	n/a	13.6	14.5

Staff Information	Campus	District	State
Experience of Campus Leadership:			
Average Years Experience of Principals	12.0	6.4	6.4
Average Years Experience of Principals with District	12.0	6.1	5.5
Average Years Experience of Assistant Principals	5.0	5.5	5.5
Average Years Experience of Assistant Principals with District	5.0	5.1	4.8
Average Years Experience of Teachers:			
Average Years Experience of Teachers	5.7	10.7	11.2
Average Years Experience of Teachers with District:	4.4	8.3	7.2
Average Teacher Salary by Years of Experience (regular duties only):			
Beginning Teachers	-	\$51,231	\$50,849
1-5 Years Experience	\$50,546	\$53,287	\$53,288
6-10 Years Experience	\$57,121	\$54,961	\$56,282
11-20 Years Experience	\$57,276	\$56,111	\$59,900
21-30 Years Experience	-	\$61,468	\$64,637
Over 30 Years Experience	-	\$76,000	\$76,000

duties. re B* 5.8 284.680.000 RG 0.14 w Pr3

Texas Education Agency
2020-21 Staff Information (TAPR)
INTERNATIONAL H S (227901029) - AUSTIN ISD - TRAVIS COUNTY

- Indicates there are no students in the group.
- * Indicates results are masked due to small numbers to protect student confidentiality.
- ** When only one student disability or assessment group is masked, then the second smallest student disability or assessment group is masked regardless of size.
- n/a Indicates data reporting is not applicable for this group.
- ? Indicates that the data for this item were statistically improbable or were reported outside a reasonable range.

Link to: [PEIMS Financial Standard Reports 2019-20 Financial Actual Report](#)
(To open link in a new window, press the "Ctrl" key and click on the link.)