


2020-21 Texas Academic Performance Report (TAPR)

This page is intentionally blank.

Texas Education Agency
2020-21 STAAR Performance (TAPR)
EASTSIDE MEMORIAL ECHS (227901019) - AUSTIN ISD - TRAVIS COUNTY








EAST

JNTY



Texas Education Agency
2020-21 Bilingual Education/English as a Second Language (Current EB Students/EL) (TAPR)
EASTSIDE MEMORIAL ECHS (227901019) - AUSTIN ISD - TRAVIS COUNTY

Due to the cancellation of spring 2020 STAAR, 2021 and 2019 STAAR data are shown.

- * Indicates results are masked due to small numbers to protect student confidentiality.
- Indicates there are no students in the group.
- Blank cell indicates there are no data available in the group.




Texas Education Agency
 2020-21 STAAR Participation (TAPR)
 EASTSIDE MEMORIAL ECHS (227901019) - AUSTIN ISD - TRAVIS COUNTY

Due to the cancellation of spring 2020 STAAR, 2021 and 2019 STAAR data are shown.

	State	District	Campus	African American	Hispanic	White	American Indian	Asian	Pacific Islander	Two or More Races	Special Ed (Current)	Special Ed (Former)	Continuously Enrolled	Non-Continuously Enrolled	Econ Disadv	EB/EL (Current & Monitored)
2021 STAAR Participation (All Grades)																
All Tests																

Texas Education Agency
2020-21 Attendance, Graduation, and Dropout Rates (TAPR)
EASTSIDE MEMORIAL ECHS (227901019) - AUSTIN ISD - TRAVIS COUNTY

	State	District	Campus	African American	Hispanic	White		




Texas Education Agency
 2020-21 Attendance, Graduation, and Dropout Rates (TAPR)
 EASTSIDE MEMORIAL ECHS (227901019) - AUSTIN ISD - TRAVIS COUNTY

	State	District	Campus	African American	Hispanic	White	American Indian	Asian	Pacific Islander	Two or More Races	Special Ed	Econ Disadv	EB/EL

Texas Education Agency
 2020-21 Graduation Profile (TAPR)
 EASTSIDE MEMORIAL ECHS (227901019) - AUSTIN ISD - TRAVIS COUNTY

	Campus Count	Campus Percent	District Count	State Count
Graduates(2019-20 Annual Graduates)				
Total Graduates	82	100.0%	4,530	360,220
By Ethnicity:				
African American	10	12.2%	343	44,729
Hispanic	69	84.1%	2,337	184,060
White	3	3.7%	1,473	105,215
American Indian	0	0.0%	6	1,226
Asian	0	0.0%	241	17,126
Pacific Islander	0	0.0%	4	557
Two or More Races	0	0.0%	126	7,307
By Graduation Type:				
Minimum H.S. Program	0	0.0%	35	1,512



2019-20

Texas Education Agency
 2020-21 College, Career, and Military Readiness (CCMR) (TAPR)
 EASTSIDE MEMORIAL ECHS (227901019) - AUSTIN ISD - TRAVIS COUNTY

Academic Year	State	District	Campus	African American	Hispanic	White	American Indian	Asian	Pacific Islander	Two or More Races	Special Ed	Econ Disadv	EB/EL
2018-19	10.7%	8.3%	4.8%	0.0%	6.0%	*	-	*	-	-	6.7%	5.9%	0.0%
Graduates with Level I or Level II Certificate (Annual Graduates)													
2019-20	0.7%	0.6%	0.0%	0.0%	0.0%	*	-	-	-	-	0.0%	0.0%	0.0%
2018-19	0.6%	0.4%	1.9%	5.6%	1.2%	*	-	*	-	-	0.0%	2.4%	0.0%
Graduate with													

Texas Education Agency
2020-21 CCMR-Related Indicators (TAPR)
EASTSIDE MEMORIAL ECHS (227901019) - AUSTIN ISD - TRAVIS COUNTY

	Academic Year	State	District	Campus	African American	Hispanic	White	American Indian	Asian	Pacific Islander	Two or More Races	Special Ed	Econ Disadv	EB/EL
TSIA Results (Graduates >= Criterion) (Annual Graduates)														
Reading	2019-20	30.1%	44.6%	48.8%	10.0%	55.1%	*	-	-	-	-	30.0%	50.7%	26.8%
	2018-19	33.4%	53.8%	57.7%	55.6%	57.8%	*	-	*	-	-	6.7%	56.5%	36.1%
Mathematics	2019-20	21.2%	45.1%	52.4%	20.0%	55.1%	*	-	-	-	-	0.0%	58.0%	46.3%
	2018-19	24.7%	49.8%	61.5%	44.4%	65.1%	*	-	*	-	-	26.7%	60.0%	52.8%
BothSubjects	2019-20	16.4%	31.9%	37.8%	0.0%	43.5%	*	-	-	-	-	0.0%	42.0%	22.0%
	2018-19	18.8%	39.6%	47.1%	38.9%	48.2%	*	-	*	-	-	6.7%	43.5%	30.6%
Completed and Received Credit for College Prep Courses (Annual Graduates)														
EnglishLanguageArts	2019-20	7.3%	10.9%	50.0%	60.0%	47.8%	*	-	-	-	-	70.0%	47.8%	68.3%
	2018-19	5.1%	8.0%	55.8%	38.9%	60.2%	*	-	*	-	-	80.0%	56.5%	69.4%
Mathematics	2019-20	9.7%	13.3%	19.5%	20.0%	20.3%	*	-	-	-	-	0.0%	21.7%	19.5%
	2018-19	7.3%	15.4%	35.6%	27.8%	37.3%	*	-	*	-	-	40.0%	35.3%	30.6%
BothSubjects	2019-20	4.2%	5.3%	12.2%	20.0%	11.6%	*	-	-	-	-	0.0%	13.0%	17.1%
	2018-19	2.6%	3.7%	19.2%	11.1%	21.7%	*	-	*	-	-	40.0%	20.0%	25.0%
AP/IBResults (Participation) (Grades 11-12)														
All Subjects	2020	22.0%	28.3%	12.1%	5.6%	11.1%	30.0%	-	*	-	-	0.0%	13.3%	18.9% 18.9%
	2019	25.2%	32.1%	28.6%	20.0%	30.3%	14.3%	-	*	-	*	10.0%	26.5%	31.5%
EnglishLanguageArts	2020	12.7%	18.0%	0.0%	0.0%	0.0%	0.0%							

Texas Education Agency
2020-21 CCMR-Related Indicators (TAPR)
EASTSIDE MEMORIAL ECHS (227901019) - AUSTIN ISD - TRAVIS COUNTY

	Academic Year	State	District	Campus	African American	Hispanic	
--	---------------	-------	----------	--------	------------------	----------	--

--	--	--	--	--	--	--	--

--	--	--	--	--	--	--	--

--	--	--	--	--	--	--	--

Texas Education Agency
2020-21 Other Postsecondary Indicators (TAPR)
EASTSIDE MEMORIAL ECHS (227901019) - AUSTIN ISD - TRAVIS COUNTY

	Academic Year		

--	--	--	--



--	--	--	--

--	--	--	--

--	--	--	--

Texas Education Agency
 2020-21 Student Information (TAPR)
 EASTSIDE MEMORIAL ECHS (227901019) - AUSTIN ISD - TRAVIS COUNTY

Student Information	Membership				Enrollment			
	Campus		District	State	Campus		District	State
	Count	Percent			Count	Percent		
Total Students	478	100.0%	74,725	5,359,040	480	100.0%	74,871	5,371,586
Students by Grade:								
Early Childhood Education	0	0.0%	0.2%	0.3%	0	0.0%	0.2%	0.4%
Pre-Kindergarten	0	0.0%	4.5%					



Texas Education Agency
2020-21 Staff Information (TAPR)

[Redacted]
[Redacted]
[Redacted]
[Redacted]
[Redacted]
[Redacted]
[Redacted]
[Redacted]
[Redacted]
[Redacted]



Texas Education Agency
2020-21 Staff Information (TAPR)
EASTSIDE MEMORIAL ECHS (227901019) - AUSTIN ISD - TRAVIS COUNTY

- Indicates there are no students in the group.
- * Indicates results are masked due to small numbers to protect student confidentiality.
- ** When only one student disability or assessment group is masked, then the second smallest student disability or assessment group is masked regardless of size.
- n/a Indicates data reporting is not applicable for this group.
- ? Indicates that the data for this item were statistically improbable or were reported outside a reasonable range.

Link to: [PEIMS Financial Standard Reports 2019-20 Financial Actual Report](#)
(To open link in a new window, press the "Ctrl" key and click on the link.)